

SKJ (*Katsuwonus pelamis*)

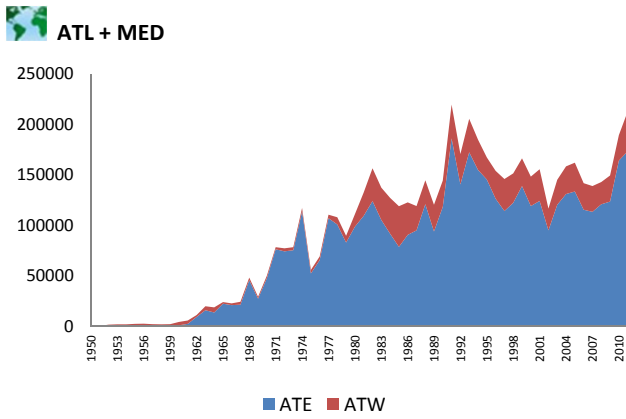


Figure 21 Cumulative SKJ catch by area
 Figure 21 Prise cumulative de SKJ par zone
 Figura 21 Total acumulado de capturas de SKJ por zona

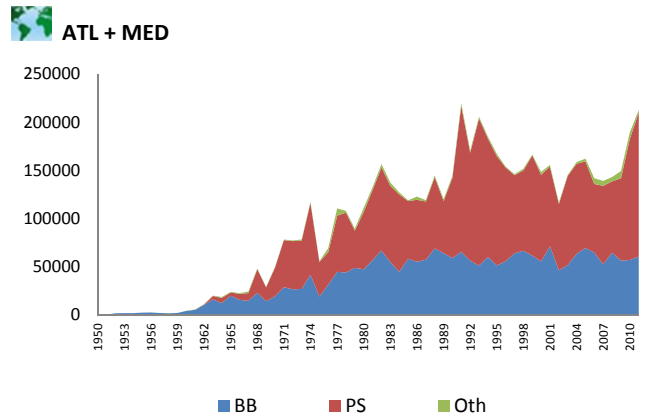


Figure 22 Cumulative SKJ catch by major gear
 Figure 22 Prise cumulative de SKJ par engin principal
 Figura 22 Total acumulado de capturas de SKJ por artes principales

YFT (*Thunnus albacares*)

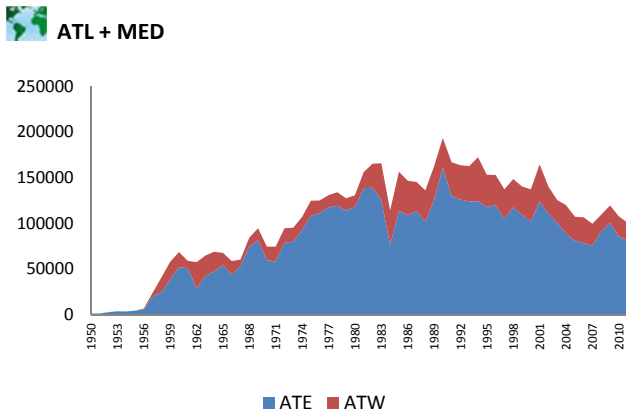


Figure 23 Cumulative YFT catch by area
 Figure 23 Prise cumulative de YFT par zone
 Figura 23 Total acumulado de capturas de YFT por zona

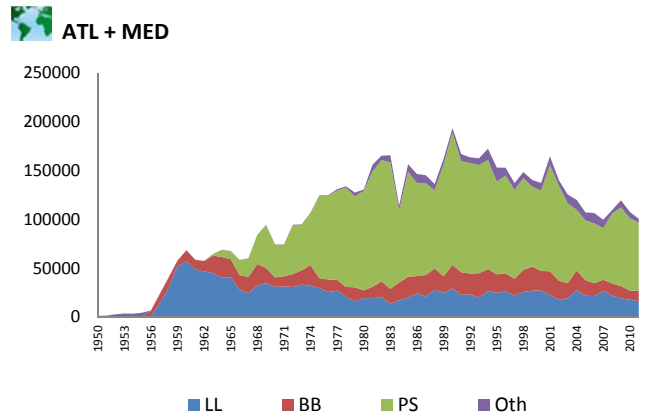


Figure 24 Cumulative YFT catch by major gear
 Figure 24 Prise cumulative de YFT par engin principal
 Figura 24 Total acumulado de capturas de YFT por artes principales

BUM (*Makaira nigricans*)

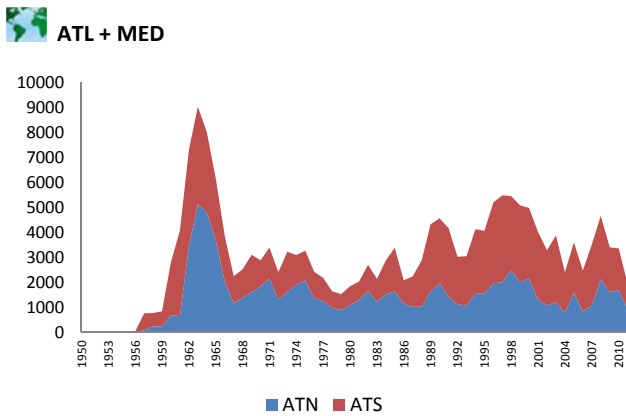


Figure 25 Cumulative BUM catch by area
 Figure 25 Prise cumulative de BUM par zone
 Figura 25 Total acumulado de capturas de BUM por zona

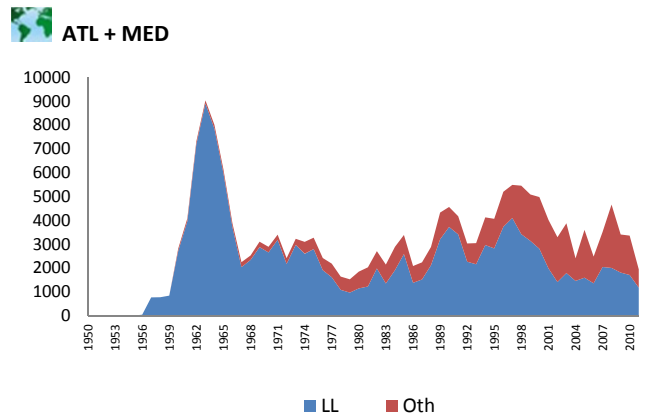


Figure 26 Cumulative BUM catch by major gear
 Figure 26 Prise cumulative de BUM par engin principal
 Figura 26 Total acumulado de capturas de BUM por artes principales