

Report of the Interseasonal Meeting of Small Tunas Species Group
(Hybrid/Olhão, Portugal, 26-28 May 2025)

1. Opening, adoption of agenda, meeting arrangements and assignment of rapporteurs

The Small Tunas Species Group Rapporteur and the SCRS Vice Chair opened the meeting and welcomed the participants (the Subcommittee). The Assistant Executive Secretary also welcomed the participants and wished them a successful meeting. The Chair then proceeded to review the agenda, which was adopted with a few changes (**Appendix 1**). The list of participants is in **Appendix 2**. The list of documents presented at the meeting is included in **Appendix 3**. Summaries of the documents and presentations are available in **Appendix 4**.

Rapporteurs were assigned as follows:

Section Name

1	N.G. Taylor
2	C. Mayor, J. García
3.1	R. Lechuga
3.2	D. Angueko, G. Hajje
3.3	J. Viñas
3.4	M. Narváez-Ruiz
4	T. Frédou, L.G. Cardoso
5	F. Frédou, C. Diaha, L.G. Cardoso
6	C. Diaha, L. Gustavo; M. Neves dos Santos
7.1	C. Diaha
7.2	M. Neves dos Santos
7.3	T. Frédou, N.G. Taylor
8	M. Neves dos Santos

2. Review of fisheries statistics

The Group reviewed the most recent fisheries statistics and biological data available in the ICCAT database system (ICCAT-DB) for the main small tuna species (**Table 1**), including Task 1 (T1NC: Nominal Catches) and Task 2 data (T2CE: Catch and Effort, T2SZ: Size Frequency Samples, T2CS: Catch-at-Size Estimations). The SCRS catalogues on Task 1 and Task 2 data availability for small tuna species for the period 1994 to 2023 are presented in **Appendix 5**. The most up to date conventional tagging information of small tuna species was also reviewed by the Group.

The ICCAT Secretariat presented documents SCRS/P/2025/044 and SCRS/P/2025/045, which provide consolidated overviews of the above datasets (Task 1/Task 2 and tagging, respectively) and describe the respective tools designed to facilitate the visualization and exploration of these datasets.

2.1 Task 1 (catches) data and spatial distribution of catches

Task 1 nominal catch estimates (T1NC) adopted by the Group for the major small tuna species by year are presented in **Table 2** and **Figure 1**. To complement the presentation of T1NC, two Excel files were provided: one containing nominal catches (landings and dead discards), and the other containing live discards. In addition, the T1NC dashboard - developed in line with the 2021 SCRS recommendation - was made available to the Group to facilitate exploration of the T1NC dataset.

The total catch by weight for small tuna species in the T1NC dataset between 1950 and 2023 (**Table 2**) represents, on average, about 16% of the total nominal catches of all species. Within the small tunas, BON (*Sarda sarda*), LTA (*Euthynnus alletteratus*), FRI (*Auxis thazard*), KGM (*Scomberomorus cavalla*), and SSM (*Scomberomorus maculatus*) account for the largest share, while CER (*Scomberomorus regalis*) and BOP (*Orcynopsis unicolor*) remain negligible.

The ICCAT Secretariat informed the Group that some minor improvements have been made over the past two years in reducing the proportion of unclassified gears (UN) in the reported catches of small tuna species (**Figure 2**). Historically, a large portion of the reported catches prior to 2006 continue to fall under the unclassified gear (UN) category, a standing issue not fully addressed by the various CPCs fishing for small tuna species. Among the identified fishing gears purse seine (PS) is the most frequently reported for these species, followed by longline (LL) and gillnet (GN). Another relevant aspect is the distinction between reported and SCRS-estimated T1NC data over the years, as shown in **Figure 3**.

The Group reviewed the catch data for the period 1994–2023 for each of the species, identifying potential gaps. It also noted an unusual peak in catches of BLF in 2023, a sharp decline in catches of CER starting in 1999, and a significant drop in catches of COM (*Scomberomorus commerson*) since 2020. The Group reiterated that small tuna fisheries statistics for the period 1950–2023 are still largely incomplete and lack proper gear discrimination.

The Group discussed whether fisheries not targeting ICCAT species, but which catch small tuna species as bycatch, should be reported. It concluded that these types of fishing activities within the Convention area also contribute to the fishing mortality of the 13 major small tuna species, and therefore these catches (landings and dead discards) must be reported regardless of whether they are targeted or caught incidentally.

Document SCRS/P/2025/046 reviewed the current state of fisheries in São Tomé e Príncipe - focusing on small tunas - covering national context, fisheries structure, recent catch data, and capacity - building efforts, while highlighting data discrepancies and limited analytical capacity for biological samples.

Document SCRS/2025/123 updated on the Moroccan coastal fleet targeting BON in southern Atlantic waters, reporting a significant increase in fishing effort, high CPUE in recent years, and size data indicating a healthy, adult-dominated population structure.

The presenter clarified that the fishery targeting BON operates year-round without marked seasonality, following a relatively linear pattern throughout the year. It was also noted that catches of LTA are scarce in the Dakhla area.

2.2 Task 2 catch/effort and size data

Task 2 catch and effort (T2CE) and Task 2 size information (T2SZ) availability for all the small tuna species between 1994 and 2023, were presented in the SCRS catalogues (**Appendix 5**). Detailed catalogues and datasets for both T2CE and T2SZ were also made available during the meeting. Detailed catalogues with important metadata and characteristics allow CPC scientists to verify dataset characteristics like time and geographical stratification.

During the presentation of the T2CE catalogue, the ICCAT Secretariat pointed out several aspects affecting data quality, including the cases of datasets with high time-area aggregation levels. One issue concerns the temporal resolution of some datasets, which were reported at the annual or quarterly level despite T2CE and T2SZ datasets being required by the SCRS to be reported at monthly resolution. It was also noted that several datasets use large spatial grids (e.g.: 5x10 and 10x10), that is, lower spatial resolutions outside the minimum standards required by the SCRS for the different gear types (squares of 5x5 degrees or better for longline; squares of 1x1 degree or better for surface and the remainder gears).

The Group reviewed the information available in the SCRS catalogues and noted that Task 2 data, both T2CE and T2SZ, the majority of small tunas datasets remain incomplete. Additionally, the SCRS catalogues also show that several CPC catch series of small tunas (species/stock/flag/gear combinations in the period 1994-2023) have some years with Task 2 information (T2CE and/or T2SZ) but lack the respective annual catch (T1NC). Both problems should be addressed by the respective CPCs with the support of the ICCAT Secretariat.

2.3 Tagging data

The ICCAT Secretariat presented a summary of the ICCAT conventional tagging data on small tunas (SCRS/P/2025/045), which already includes the tagging activities carried out during the Atlantic Ocean

Tropical Tuna Tagging Programme (AOTTP). The ICCAT Secretariat also presented the dashboard of small tunas on conventional tagging, aimed to dynamically explore and interact with this tagging information (releases, recoveries, apparent movement, etc.). All this information is published on the [ICCAT website](#) (under the tab Statistics/Access to Statistics DB/Tagging/Conventional tagging/other species/small tunas).

The small tuna species conventional tagging summary information is presented in **Table 3** and **Figures 4(A), 4(B)** and **4(C)** (3 maps) following the standard formats normally presented to the SCRS. The same maps by species are presented in **Figure 5** (species grid and three map types: density releases, density recoveries and apparent movement).

The Group noted that conventional tagging to date has remained low for small tuna. Particularly for important species such as FRI and BLT, with abundant catches in many regions of ICCAT area, few individuals have been tagged (**Table 3**), presumably associated with opportunistic tagging activities.

Fisheries indicators (including length data analysis)

Document SCRS/2025/127 presents standardized catch per unit effort (CPUE) estimates for WAH bycatch in the Venezuelan industrial longline fishery (1993–2023), showing a generally increasing trend with a recent dip, based on a Generalized Additive Mixed Model (GAMM) analysis of over 104,000 sets and supported by size data from the national observer program.

The Group noted a decreasing trend in the size of WAH specimens sampled during the final years of the time series, which extends up to 2013. The authors committed to investigating this issue further, to determine whether the observed pattern is related to a reduced number of samples or to another factors.

3. Review of available and new information on biology and other life history information of small tunas

3.1 Age and growth

Document SCRS/2025/114 presented the growth parameters of WAH in Atlantic Ocean were estimated based on dorsal fin spines and otoliths. The von Bertalanffy growth model was considered the best fit to the paired data for both ageing structures. For spines, the resulting growth equation was $FL = 155.13 (1 - \exp(-0.515(t+0.54)))$. For otoliths, the growth equation was $FL = 179.68 (1 - \exp(-0.19 (t+3.06)))$. The author confirmed that no further samples are required for age analysis of the species.

Presentation SCRS/P/2025/047 provided the ageing study for BLT using dorsal spines based on previous genetic discrimination. It was suggested that for spines structures, 1.0 CW distances are the best to do the transverse section for this species. Growth parameters were presented for frequentist and Bayesian analyses fitting the von Bertalanffy function to the length-at-age data. It was suggested samples from other geographical areas to be incorporated to improve the coverage of study.

The possibility of using body shape to differentiate between *Auxis spp.* was discussed. It was confirmed that this line of research is currently being conducted for *Auxis spp.* and LTA. It was clarified that spines were easier to extract and more suitable for age analysis of *Auxis spp.*, BON and LTA, while otoliths can be used for shape analysis to differentiate between species or stocks. However, otolith shape analysis for stock identification purposes is limited by extraction difficulties. The analysis of body shape (i.e. geometric morphometrics) may be pursued instead. It was also explained that the *Auxis spp.* samples analyzed in this work come exclusively from Portuguese waters, as they were collected before the species became a target of study by the Small Tunas Species Group.

3.2 Reproduction and maturity (including a summary of the 2024 workshop)

Document SCRS/2025/122 reported on the Workshop on reproductive biology of small tunas, held at the laboratory of the Spanish Institute of Oceanography (*Instituto Español de Oceanografía*, IEO-CSIC) in Málaga, Spain. The main objective of the workshop was to identify and validate the microscopic maturity scale for studying the reproductive biology of different tuna species at both macroscopic and microscopic levels. During this work the maturity scales available were examined and a reference document for this purpose

was produced. Capacity building on laboratory gonad processing and microscopic determination of maturity stages were also carried out.

It was noted that during the workshop, an update of the samples collected as part of the Small Tuna Year Programme (SMTYP) was made. Furthermore, gaps and needs were also identified according to research areas, species and region. Recommendations were made concerning sample costs, in particular for WAH.

Presentation SCRS/P/2025/052 provided a preliminary analysis of some biological parameters of MAW landed in the main artisanal fishing landing point of Libreville (Gabon) from 313 samples collected from June 2020 to July 2021. Examination of the non-linear regression curve showed negative allometry. Examination of the gonadosomatic index and macroscopic examination of gonad maturity stages would indicate two reproductive periods in Gabonese waters.

Due to the observations of a similar pattern in spatial distribution for the species in other regions, the Group wanted to understand if there were seasonal migrations in the study area.

3.3 Genetics (species and stock differentiation)

Document SCRS/2025/119 presented a comprehensive genetic study of BON, revealing significant geographic population structure across its range, and recommended that the tropical eastern Atlantic stock, be managed separately due to clear genetic differentiation.

Several key points emerged during the discussion, including a clear need for additional sampling of both BON and LTA to better define the boundaries of their putative stocks, particularly in the eastern/Levantine Sea, and for BON specifically in the Aegean, Marmara, and Black Seas.

The potential species differentiation within LTA was also addressed, with emphasis on the importance of morphometric and meristic data to support this hypothesis. While cryptic speciation was proposed as a possible explanation, it was also noted that the two distinct LTA stocks exhibit consistently different patterns of growth and reproductive behaviour, further supporting the possibility of biological divergence.

3.4 Other

Document SCRS/2025/116 suggested that rising sea temperatures and expanded citizen science reporting have revealed a plausible and possibly increasing presence of WAH in the Mediterranean, prompting calls for systematic monitoring to assess its potential establishment under climate change.

The Group noted that additional samples for small tunas species in this area would be helpful.

Document SCRS/P/2025/051 provided an overview of PROATUM (Sustainable Management of Brazilian Tuna Fisheries), a four-year (2025–2028) multi-institutional initiative aimed at securing the ecological and socio-economic sustainability of Brazil's tuna and tuna-like fisheries. Eight integrated working groups are tasked with rebuilding the national catch and biological databases, refining life-history parameters, conducting comprehensive stock assessments and Management Strategy Evaluations, mapping bycatch and spatial conflicts, and translating scientific findings into updated regulations aligned with national and ICCAT frameworks.

The Group underlined the importance of stakeholder engagement from the outset of the marine spatial planning process to ensure effective outcomes. The author confirmed that this participatory approach is already being implemented within the project.

Presentation SCRS/P/2025/050 provided seasonal data on CPUE and length-frequency distributions for LTA in the Egyptian Mediterranean by purse seiner.

The Group expressed concern over the reported CPUE values, or potential inconsistencies in the calculation and/or reporting of CPUE data. The authors clarified their calculation methods, noting that the figures represent preliminary data. The Group encouraged further research to improve data collection and ensure data consistency.

4. Plan to apply Data Poor Methods for future development of management advice

The SCRS Vice-Chair, who acted as one of the instructors of the First ICCAT Workshop on Data Limited Assessment Methods for Small Tunas (Madrid, Spain, 9-12 May 2023), provided an overview of the main aspects to be considered aiming at the application of these stock assessment models to small tunas.

The Group discussed how to apply data limited stock assessment frameworks to ICCAT small tunas, stressing the need to build on the capacity developed during the 2023 and the 2024 ICCAT Workshop on data limited assessment Methods for Small tunas (Madrid, Spain, 10-13 Sept 2024) related workshops.

Following the small tunas workpan, it was discussed that one or two species will be selected in September 2025 for assessment in 2027, based on a set of criteria such as: data availability, life-history information, and the socio-economic importance of the fisheries. This draft selection will be made during informal meetings to be held before September 2025, aiming to make a Group decision during the next Small Tunas Species Group meeting. In 2026, a group of experts will be working together to evaluate whether the available data and life-history parameters are sufficient to assess the selected species/stocks. The Group also agreed that the first stock assessment of a small tuna species would be tentatively scheduled for 2027.

5. Small Tunas Year Programme (SMTYP)

5.1 Update on programed activities for 2025

Document SCRS/2025/121 presented the progress of the Small Tunas Year Programme (SMTYP), along with its ongoing activities. This included data on the number of species samples over the years by sampling area and the quantity of biological samples collected (muscles, spines, otoliths, and gonads). Additionally, size distributions per species and sampling area were also presented.

The discussion focused on how to improve coordination. The Group hypothesized that insufficient communication between the members of the Consortium might be contributing to the low sampling achievements. Therefore, it requested improving coordination and required full commitment by the Consortium members, to achieve the goals of the annual contract and conclude the ongoing studies according to the workplan timeline.

The Group recommended that the sampling protocols be strictly followed, aiming to ensure the quality of the samples is kept and properly preserved. The Group also discussed the new samples to be collected in 2025, highlighting that due to the limited available time, it is essential that every CPCs that can contribute to this cooperative and coordinated effort become engaged in these tasks of sample collection to fill the current gaps.

5.2 Plan for future SMTYP activities in 2026 and beyond

Presentation SCRS/P/2025/049 provided a review and perspectives of the small tuna research program. The presentation highlighted the key points in the data collection, after a thorough review of the available samples and achieved results.

The Group agreed that future activities shall focus on continuing to fill data gaps for up to two more years, aiming to conclude the ongoing studies by 2027. The different research areas (reproduction, age and growth, and genetics) will be spread out to ensure good progress in various aspects.

6. Recommendations

General recommendations

The work of the Group was hampered by the late submission of nearly all documents and presentations. The Group recommended that the submission deadline for documents and presentations be enforced by the SCRS while taking into consideration the need to have some flexibility on a case-by-case basis. In addition,

SCRS officers should also assess if submitted documents are relevant for the issues to be discussed in their meetings. Documents considered not to be relevant may not be accepted.

The Group recommended that SCRS continue to invest in building capacity on fundamental stock assessment concepts and the practical application of assessment models. Strengthening this foundational knowledge across CPCs is essential to ensure broader and more effective participation in SCRS activities, particularly in support of assessments for data-limited stocks and in enhancing the understanding of how scientific advice is developed and provided to the Commission.

Recommendations on statistics

The Group reiterated its concerns regarding the persistent data gaps in the ICCAT fisheries statistics database for small tuna. Particularly, the Group expressed concerns that small tuna catches, although having a very high social importance as a source of protein for coastal communities, are systematically under reported to ICCAT. This fact is due to many reasons that makes their monitoring very challenging, including: the artisanal nature of many fisheries; the wide geographical dispersion and remoteness of landing sites; the limited coverage or absence of national monitoring programs, which frequently prioritize species of higher commercial value; the lack of technical expertise in species identification and sampling protocols; and insufficient ICCAT funding available to assist developing countries in strengthening their monitoring systems. Considering these challenges, the Group recommended:

- Scheduling a dedicated discussion to explore strategies for addressing this issue, with the goal of developing a long-term plan to improve small tuna fisheries data collection in the Mediterranean, particularly along the northern African coast and in Eastern Atlantic region.
- SCRS scientists proceed with data recovery/data-mining activities and present the results as SCRS documents to the Small Tunas Species Group and the Subcommittee on Statistics, aiming to improve the planned activities related to the upcoming stock assessments.

Although increased sampling for BON and LTA could confirm putative stock boundaries, the available genetic results show a distinction between specimens collected in an area between the north of Senegal and the Gulf of Guinea (i.e., Côte d'Ivoire, Gabon and São Tomé e Príncipe areas) and those collected in the North-eastern Atlantic and the Mediterranean Sea. These results shall be brought to the attention of the Subcommittee on Statistics to discuss potential new stock boundaries.

Recommendations on biological studies

In addition to the genetic analysis, further analysis on shape/morphology, growth, size distribution and reproduction of samples collected off mainland Portugal, Mediterranean Sea and the Equatorial area, should be collated in support of BLT and FRI species differentiation.

7. Other matters

7.1 Draft workplan for 2026

The Group extensively discussed the workplan for 2026 and beyond, which envisaged the development of four key activities:

- 1) Biological studies, the Group will continue the ongoing studies, aiming to conclude those related to BON, LTA, WAH, BLT and FRI by the end of 2027, noting that the collection of gonadal samples shall be collected monthly, unlike the other biological samples for the age and growth and genetic components.
- 2) Continue a crucial routine activity that involves updating the biological metadata base, which will ensure the continuous actualization of biological information.
- 3) Data mining and recovery efforts are anticipated to significantly enhance the quality of existing statistical data.

- 4) Develop stock assessment, by applying data-limited methods to selected stocks/species in 2027 and 2029.

The above initiatives will contribute to streamline data management, improve the accuracy of biological insights, with the objective of conducting stock assessments, with the aim to provide robust scientific advice to the Commission on the conservation and management of small tunas.

The Group developed a draft of the workplan for 2026 and beyond and agreed to review it during the September 2025 Small Tunas Species Group meeting.

7.2 New rules regarding the requests related to science funding

The ICCAT Secretariat provided the background for the new rules related to SCRS science funding requests that should be followed by the Group while drafting the Recommendations with financial implications. This included an overview of the available funding and use made by the Small Tunas Species Group between 2020 and 2024. It was explained that the “Explanatory note on the draft ICCAT budget for financial year XXXX”, which is annually prepared by the ICCAT Secretariat and discussed during the annual meeting of the Commission aiming the approval of the regular budget, shall now include much more information regarding the science budget, including among others: i) a general overview on the use of funds made available over the previous 5 years; ii) the balance of the science budget; iii) clear description and justification on the activities to be developed, together with thorough estimates of the associated funding requests; iv) the rationale for those activities that are planned for multi-years; and, v) that the funding requests to be estimated for the upcoming two biennial cycles of the Commission regular budget, and compiled in the budget table template developed by the ICCAT Secretariat.

Accordingly, a new template has been developed by the ICCAT Secretariat to be filled by the SCRS subsidiary bodies, while drafting their recommendations with financial recommendations. However, since the first draft of the Explanatory note on the draft ICCAT budget for financial year 2025 is due by late June, it would be essential that Chairs/rapporteurs provide a tentative list of activities and estimates of associated cost by major line of activity as detailed in the table below in advance.

An EXCEL file has also been made available by the ICCAT Secretariat to allow more thorough estimates related to travel and subsistence costs, that should be used by the SCRS to estimate costs associated with the invitation of experts and/or instructors to meetings and workshops.

Although the final budget will be approved at the September 2025 Species Group meeting, a tentative budget was reviewed by the Group.

The Group was informed that the SCRS Science Strategic Plan Ad Hoc Drafting Group will be working intersessionally to advance the drafting of the 2026-2031 SCRS Science Strategic Plan for review at the SCRS Science Strategic Plan meeting (9-11 July 2025). The SCRS Chair reminded the Group that all Species Groups have been asked to develop 6-year plans within their research programs, in parallel with the Strategic Plan development, to encourage strategic research planning and facilitate collaborative efforts across Species Groups. He suggested that the budget table template could serve as a good format for 6-year research plan summary tables, as well, since the headings included are comprehensive, and new rows could be added under each heading for separate research projects. This would also greatly facilitate synchronizing the budget template for the funding requests with the strategic research plans.

7.3 Others matters

Presentation SCRS/P/2025/042 provided a study examining interactions between ICCAT species and non-ICCAT artisanal fisheries in southern Tunisia, with a focus on the use of trammel nets and gillnets. Small tunas were rarely observed; however, the lack of data from their peak fishing season limits the ability to draw firm conclusions. The Group requested more detailed information on fishing effort and emphasized the importance of collecting catch length composition data. The Group also suggested that the authors share the finalized results of this analysis at the upcoming small tunas meeting.

It was further noted that, where possible, biological sampling of the species would be valuable to support future assessments. While it is the responsibility of CPCs to conduct biological sampling and to provide such

information, the Group discussed the broader need for a comprehensive survey of artisanal fisheries along the Mediterranean coast to explore actions for evaluating small tuna catches and their significance as a local food source.

Presentation SCRS/P/2025/048 described a modelling approach used to reconstruct trends in mean length and to simulate length distributions of small tunas, correcting for biases arising from fishing pressure and environmental variability. When applied to Brazilian fisheries, the method revealed a general decline in mean lengths and demonstrated strong consistency with traditional simulations, offering a practical tool for stock assessments in data-limited contexts.

The Group inquired about the geographic scope of the data used in the analysis and it was clarified that only national data were included. The absence of bullet tuna in the results was attributed to limited data availability and possible species misidentification. The Group welcomed the intention to provide updated catch data, noting that Brazil will review the published catch estimates and update the data if necessary. The Group also proposed that the methodology be presented to the Working Group on Stock Assessment Methods (WGSAM) for further review.

8. Adoption of the report and closure

The report was adopted during the meeting. The Chair thanked all the participants for their efforts, the EU (*Instituto Português do Mar e da Atmosfera*, IPMA, Portugal) for hosting the meeting and the ICCAT Secretariat for its support. The meeting was adjourned.

Table 1. List of small tuna species in ICCAT-DB.

SpeciesCode	ScieName	NameEN	NameFR	NameES	Author
BLF	<i>Thunnus atlanticus</i>	Blackfin tuna	Thon à nageoires noires	Atún des aletas negras	(Lesson 1831)
BLT	<i>Auxis rochei</i>	Bullet tuna	Bonitou	Melva(=Melvera)	(Risso 1810)
BON	<i>Sarda sarda</i>	Atlantic bonito	Bonite à dos rayé	Bonito del Atlántico	(Bloch 1793)
BOP	<i>Orcynopsis unicolor</i>	Plain bonito	Palomette	Tasarte	(GeoffroySt. Hilaire 1817)
BRS	<i>Scomberomorus brasiliensis</i>	Serra Spanish mackerel	Thazard serra	Serra	Collette, Russo & Zavala-Camin 1978
CER	<i>Scomberomorus regalis</i>	Cero	Thazard franc	Carite chinigua	(Bloch 1793)
COM	<i>Scomberomorus commerson</i>	Narrow-barred Spanish mackerel	Thazard rayé indo-pacifique	Carite estriado Indo-Pacífico	(Lacepède 1800)
FRI	<i>Auxis thazard</i>	Frigate tuna	Auxide	Melva	(Lacepède 1800)
KGM	<i>Scomberomorus cavalla</i>	King mackerel	Thazard barré	Carite lucio	(Cuvier 1829)
LTA	<i>Euthynnus alletteratus</i>	Little tunny(=Atl.black skipj)	Thonine commune	Bacoreta	(Rafinesque 1810)
MAW	<i>Scomberomorus tritor</i>	West African Spanish mackerel	Thazard blanc	Carite lusitánico	(Cuvier 1832)
SSM	<i>Scomberomorus maculatus</i>	Atlantic Spanish mackerel	Thazard atlantique	Carite atlántico	(Mitchill 1815)
WAH	<i>Acanthocybium solandri</i>	Wahoo	Thazard-bâtard	Peto	(Cuvier 1832)

INTERSESSIONAL SMT SPECIES GROUP MEETING (HYBRID/OLHÃO, 2025)

Table 2. Overall Task 1 nominal catches (T1NC, t) of major small tuna species, by species, area, and year.

Year	2-Tuna (small)														MED				
	ATL												BLT	BON	BOP	COM	LTA		
	FRI	BLF	BLT	BON	BOP	BRS	CER	KGM	LTA	MAW	SSM	WAH							
1950	5527	300		1458	100	3000	100	961	3136	0	3583			751	483			156	
1951	3801	300		1727	100	3000	100	1645	669	0	4726			424	413			251	
1952	1900	300		3334	100	3000	100	1393	2539	0	4858			212	327			14	
1953	9798	300		4486	400	2900	100	1506	3335	0	4251			794	6795			44	
1954	8734	400		2037	400	3200	100	1238	4936	0	3585			689	18436			135	
1955	6665	100		4270	400	3900	300	1617	4250	0	3845			1072	56207			60	
1956	2618	300		3166	200	2900	300	2090	2059	0	5127			1392	58178			94	
1957	5924	100		4799	100	2700	300	2022	2236	0	5410			32	44127			22	
1958	8640	500		4769	2700	3434	500	2313	3359	0	6811			1729	28626			47	
1959	6104	600		6331	1000	3742	700	2472	9660	0	6005			90	11530			11	
1960	7279	600		6366	1000	4479	800	2993	3000	0	7118			1540	34361			13	
1961	6453	400		4868	2200	4042	600	3199	2452	0	7672			3609	45812			24	
1962	4185	700		7285	3000	3842	600	3346	5089	0	8355			3893	7527			31	
1963	3568	788		5349	3100	3842	500	3770	3968	0	7835			4310	22837			18	
1964	4022	776		3342	2300	4496	600	3387	1653	0	6148			2801	13489		102	48	
1965	6888	712		4374	216	3796	600	3787	4078	0	8717			2604	27004	1	804	42	
1966	4477	662		7023	339	4205	600	3545	3274	0	10016			2765	22113	1	504	27	
1967	6972	896		7942	684	3813	600	4558	3978	0	9783			4628	41206	48	303	38	
1968	5500	683		5679	228	1667	600	6055	3003	1800	12012	100		3139	26268	4	102	168	
1969	13416	753		6065	1341	2926	500	6788	2599	2700	11180			2793	55612	3	102	951	
1970	8185	1952		8002	806	3368	500	6589	7676	200	12484	378		3383	20681	3	102	960	
1971	6209	1875		15692	683	3154	800	6520	4838	1300	10713	381		4107	28230	7	31	866	
1972	10180	1895		8754	310	4810	800	7465	2237	2100	11956	381		3478	16225	6	223	904	
1973	6641	936		6069	102	6946	780	9917	1542	1600	13093	280		3569	6254	3	344	1061	
1974	9582	1062		13679	143	8750	619	13789	4196	4713	12226	391		4354	7893	7	181	1304	
1975	7886	815		9571	84	5039	620	9290	7649	1140	13058	326		2644	6033		140	1394	
1976	6457	1026		9490	212	2272	565	8442	8373	1901	12307	379		3290	6498		146	2028	
1977	16611	1251		11977	321	3188	629	8960	5844	2572	12218	393		3404	8697	135	239	2500	
1978	4776	1341		7854	817	3484	698	6944	15129	6716	11528	452		3567	9417	153	211	2504	
1979	8868	1205		6485	464	3722	586	11593	11803	4167	10899	760		3707	13485	28	688	2870	
1980	16960	1175		12568	698	5617	604	15797	16440	4921	13945	610		3952	18546	0	239	2774	
1981	12759	1973		10879	1448	5841	628	18692	14160	2742	11164	2920		3677	28167	0	332	1446	
1982	19755	1941		13456	584	6019	687	18352	13723	5311	13633	2280		6043	28937		296	2480	
1983	16662	1738		6998	38	6632	677	14607	21018	4689	9574	2366		5820	35552		305	1561	
1984	19746	1908		6918	49	8129	680	13182	18410	4482	11362	2159		6337	15058		11	1650	
1985	17753	1403		7149	124	3501	574	9964	10625	3941	11590	920		5240	17959	9	912	2040	
1986	15478	2822		6163	86	6549	500	13990	11225	3180	14207	1151		5057	15428	1	527	2166	
1987	21193	3462		7370	538	6212	392	13792	18070	1721	14461	1235		3739	22317	26	256	2424	
1988	20573	3093	357	20733	1474	9510	219	14331	23836	3811	12671	1635		6126	24028	8	681	2405	
1989	16411	2834	723	17671	1109	10778	234	12153	28257	2808	13845	1527		6387	11955	7	1577	2035	
1990	16738	3888	3634	6811	436	7698	225	10420	12772	6629	12782	1498		8360	22097	37	1393	2617	
1991	19674	4202	2171	8079	507	8856	375	13241	9120	3746	15318	1721		6606	25255	101	405	2315	
1992	11425	4353	814	6881	465	6051	390	14691	20607	2423	16285	1835		4900	15111	176	463	1755	
1993	16797	3535	70	4531	378	8049	450	16331	11872	1723	16317	2671		3350	25997	252	770	1258	
1994	13332	2719	100	6037	615	7161	490	14777	13202	1278	14490	2143		5200	15682	176	688	1197	
1995	11816	4051	0	6030	588	7006	429	14930	10381	1953	13697	2408		4301	15189	115	1081	1894	
1996	13871	4488		7939	2064	8435	280	17782	9453	2910	16571	2516		5909	17195	132	1398	2116	
1997	13980	3258	0	10340	254	8004	251	19815	12804	1475	15403	3104		3070	14078	227	1032	1601	
1998	14332	3395	28	15523	47	7923	251	16394	12804	1496	8877	2497		2281	29730	130	1164	2914	
1999	10589	3203	263	9143	651	5754	1	17717	9407	971	9837	2972		2383	28170	217	1110	2876	
2000	8680	2483	902	5179	1062	4785	4	16342	11830	1321	8220	2035		3010	21972	145	1007	3489	
2001	10151	4034	1236	5400	858	4553	6	15408	13955	881	8383	2318		4559	22237	154	1166	2988	
2002	5742	4756	626	8208	786	7750	1	17258	14080	1393	9414	2226		5416	15717	137	1941	2643	
2003	6108	1303	353	3307	713	5137	2	15863	16329	646	9793	2067		3441	11117	23	1769	684	
2004	8832	1926	401	4584	573	3410	1	12830	14918	352	8119	2613		5823	11248	8	1634	1439	
2005	6154	1031	719	4391	215	3712	1	11766	10873	480	10472	2467		3513	74376	2	1033	1042	
2006	8429	1937	889	9648	32	3587	1	8252	8320	571	6308	1829		3344	32303		1101	1808	
2007	9789	1927	602	6381	875	2253	0	17936	16472	847	6118	2581		5015	9247	172	1622	1911	
2008	7861	1669	334	6772	426	3305	0	7344	11954	616	5900	2176		6491	10042	107	1861	2259	
2009	12384	1442	484	13691	442	2681	0	7826	14170	684	6199	2354		5072	10019	6	1932	2957	
2010	14215	1837	746	16338	273	1590	0	11697	20910	2384	11788	2381		7206	12584	14	1670	2170	
2011	15471	2083	507	22341	335	1055	2	10452	21679	1333	10916	2844		8977	14442	42	987	3668	
2012	18287	2849	515	8959	657	613	0	10151	16679	1128	10156	3729		5719	39321	24	645	4186	
2013	17597	2134	1158	6482	641	853	0	9712	17010	3016	12684	5235		6494	18365	21	540	4633	
2014	17149	1152	367	4640	939	698	1	11039	10619	1460	7798	3526		3549	23352	13	752	3605	
2015	17074	1306	755	6712	1161	389	1	9913	17456	1242	7741	2554		4816	8993	1078	828	6574	
2016	21814	1920	467	10930	743	1124	0	10838	19097	1489	8669	17320		5253	43938	62	1089	9788	
2017	15703	1368	232	10969	522	1032	1	11257	14338	1286	8332	6881		3116	11798	38	1183	15147	
2018	17755	1557	228	11093	104	1010	1	11844	19134	7066	4332	6482		3855	35491	22	1192	7886	
2019	18397	1472	215	23931	119	1118	1	10058	15793	1810	12651	4894		3218	5745	52	880	9743	
2020	18119	2653	184	17458	63	773	0	14660	14994	839	16691	8542		3347	27160	43	68	7346	
2021	20669	2859	209	21817	193	707	0	8788	13390	2823	11763	3218		3475	6728	27	135	5293	
2022	18542	4838	40	36026	99	991	0	8731	17731	1710	11530	4392		4978	56204	47	71	9111	
2023	15317	7597	126	31960	107	1010	0	17849	14431	4523	9573	4075		4343	7445	138		10068	

Table 3. Number of small tunas' specimens on the ICCAT conventional tagging database (ICCAT historical and AOTTP program) released and recovered.

	<i>Releases</i>			<i>Recoveries</i>		
	ICCAT	AOTTP	TOTAL	ICCAT	AOTTP	TOTAL
FRI (<i>Auxis thazard</i>)	108	1	109		1	1
BLF (<i>Thunnus atlanticus</i>)	2211	7	2218	96	2	98
BLT (<i>Auxis rochei</i>)	28		28	14		14
BON (<i>Sarda sarda</i>)	642	10	652	51		51
CER (<i>Scomberomorus regalis</i>)	10		10	1		1
KGM (<i>Scomberomorus cavalla</i>)	24628		24628	1264		1264
LTA (<i>Euthynnus alletteratus</i>)	2262	7933	10195	47	715	762
SSM (<i>Scomberomorus maculatus</i>)	1937		1937	2		2
WAH (<i>Acanthocybium solandri</i>)	174	282	456	1	3	4
Totals	32000	8233	40233	1476	721	2197

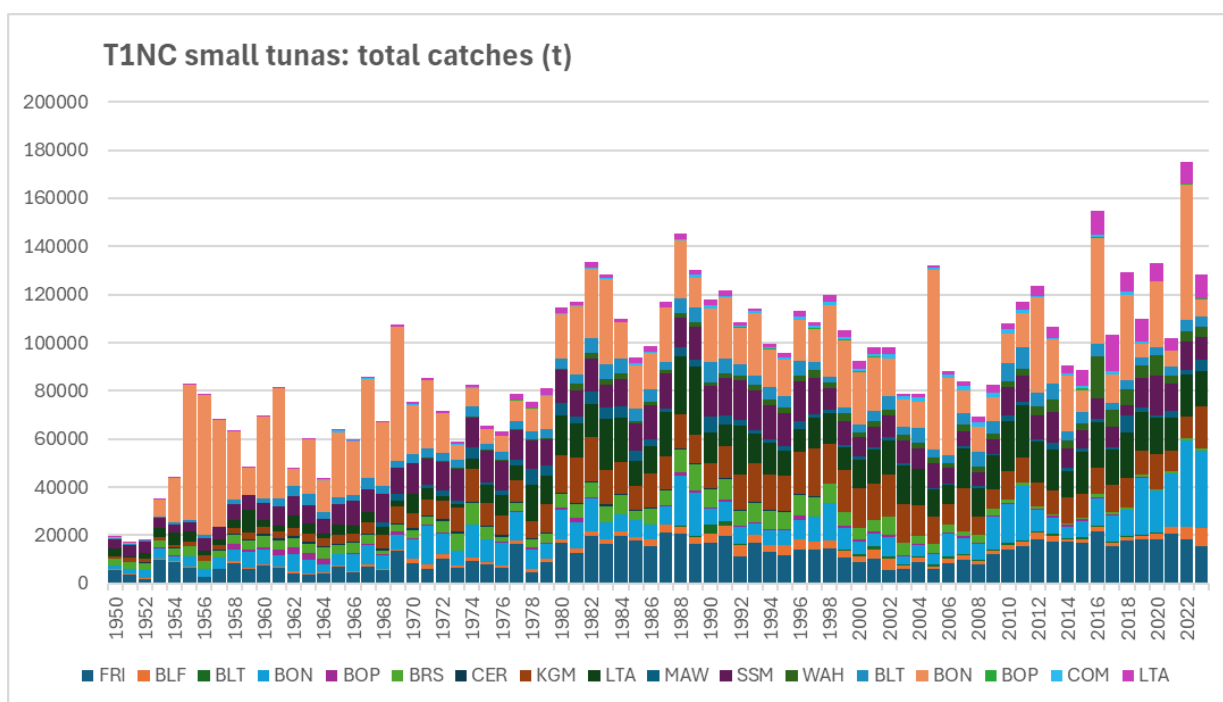


Figure 1. Total small tuna catches (t) in Task 1 (T1NC) by species and year.

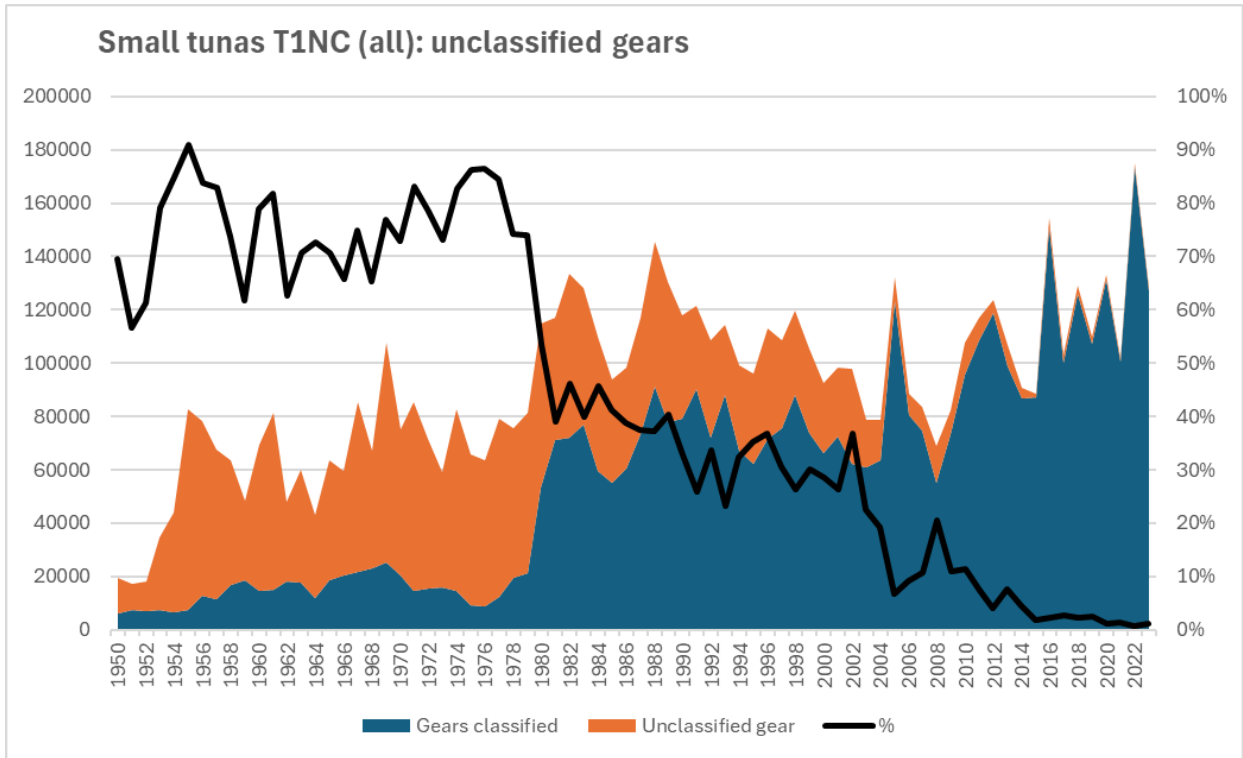


Figure 2. Total small tuna catches (t) with and without gear (UN: unclassified/unknown) by year. The ratio (%) of unclassified gears is shown in the right axis (black line series).

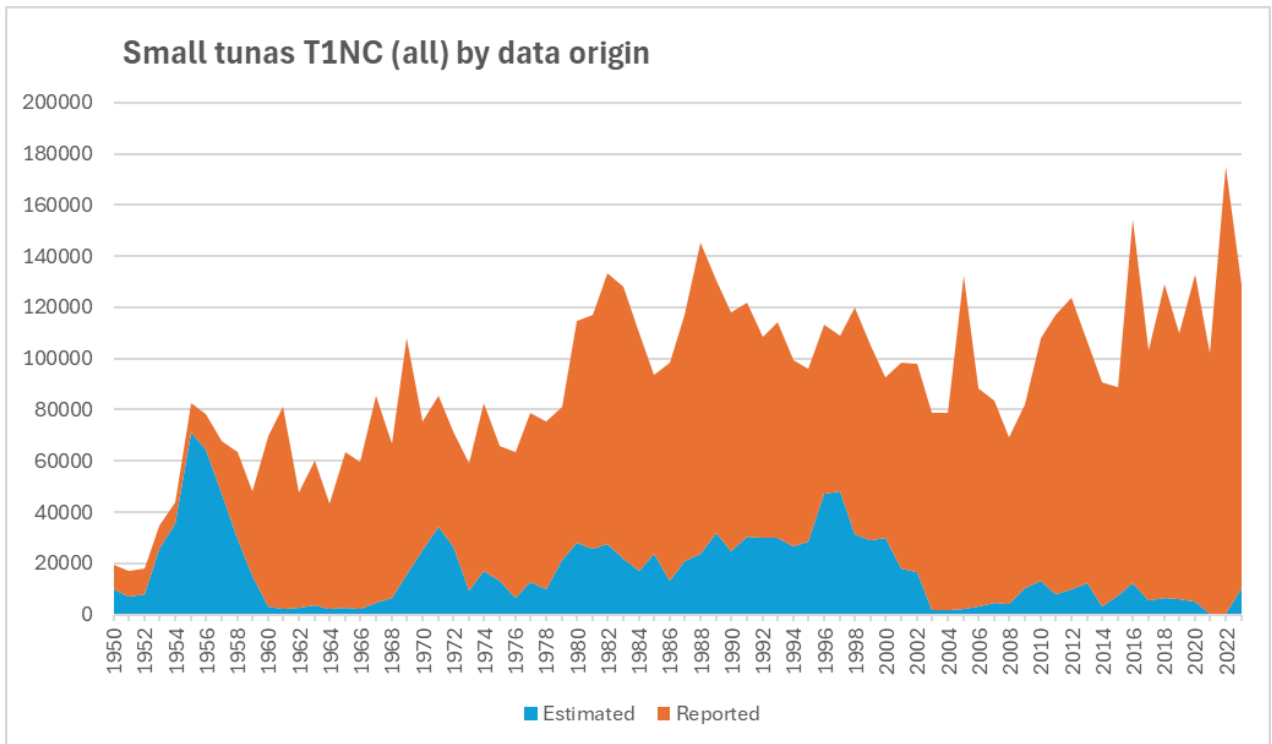


Figure 3. Total small tuna catches (t) in Task 1 (T1NC) by data origin and year. The data origin was classified in two categories: reported by CPCs and SCRS estimations (including carry overs). Historically unknown origin of T1NC records (1950-1969, with QualInfoCode = “UNKN”) were classified as “Reported”.

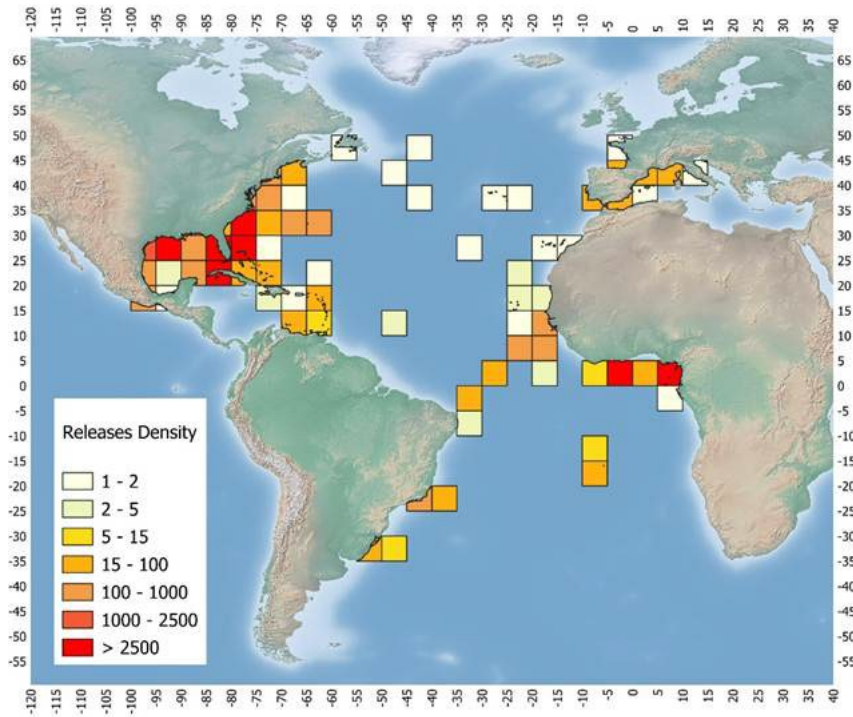


Figure 4. (A) density of the release positions at 5x5 lat lon grids in ICCAT conventional tagging on small tunas (including AOTTP).

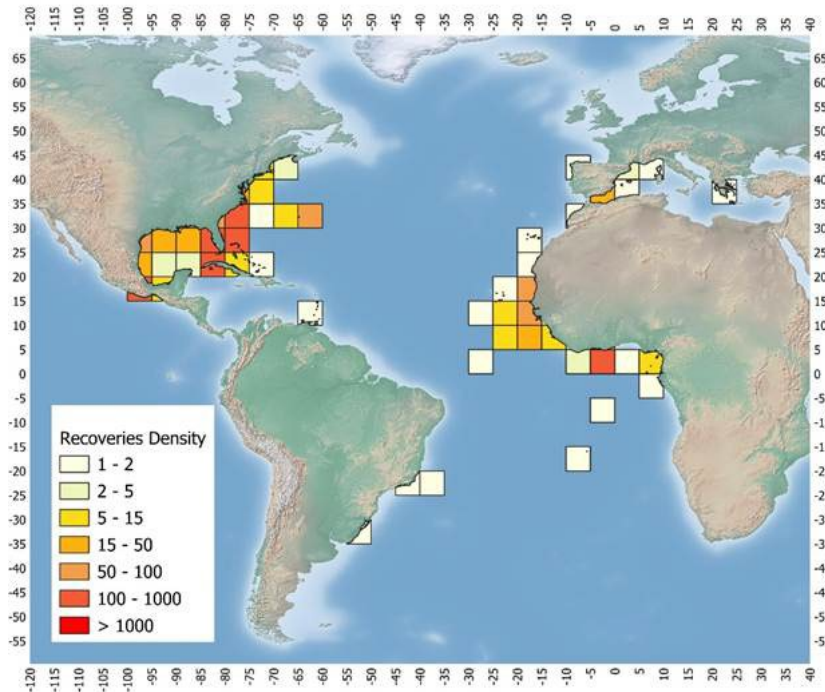


Figure 4. (B) Density of the recovery positions at 5x5 lat lon grids in ICCAT conventional tagging on small tunas (including AOTTP).

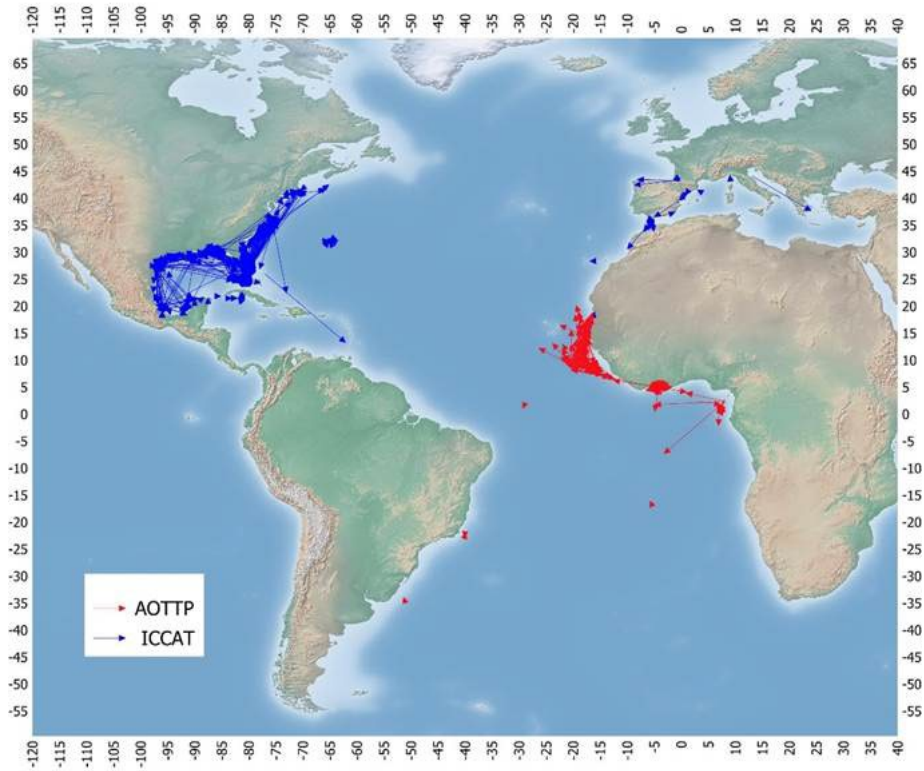


Figure 4. (C) Straight displacement from the release to the recovery position of the recaptured specimens in ICCAT conventional tagging on small tunas (including AOTTP).

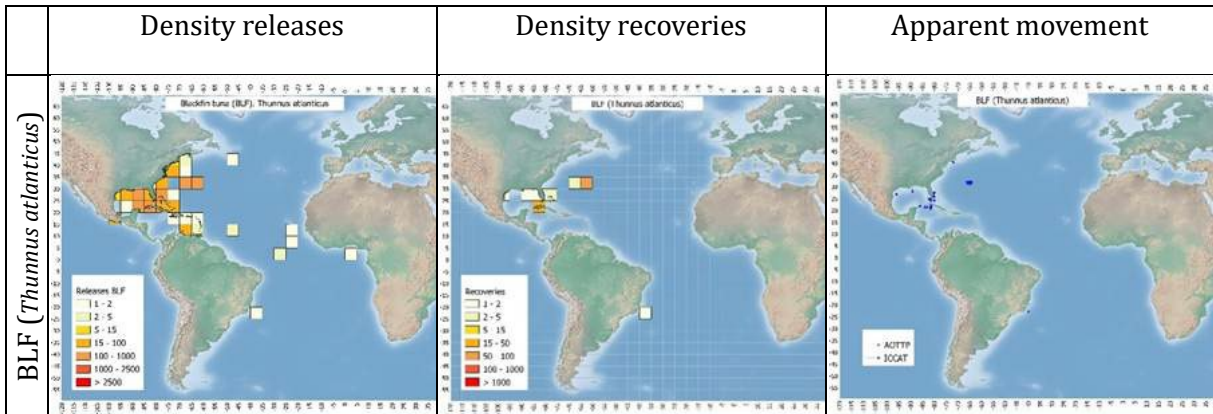


Figure 5. Maps which show the density of the release positions at 5x5 lat lon grids, density of the recovery positions at 5x5 degree strata, and a map with the straight displacement from the release to the recovery position of the recaptured specimens, respectively for each species of the group of small tunas.

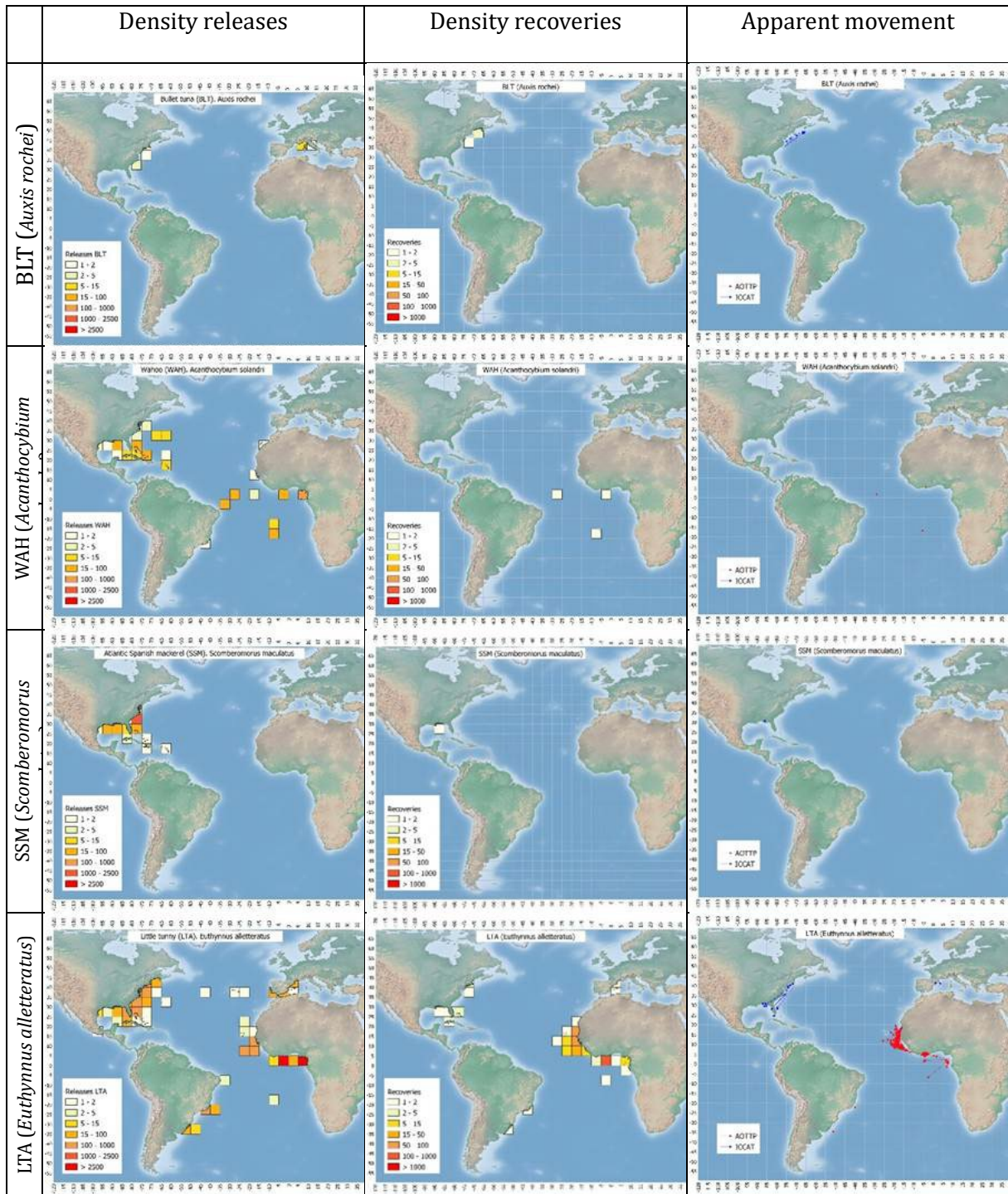


Figure 5 (continued). Maps which show the density of the release positions at 5x5 lat lon grids, density of the recovery positions at 5x5 degree strata, and a map with the straight displacement from the release to the recovery position of the recaptured specimens, respectively for each species of the group of small tunas.

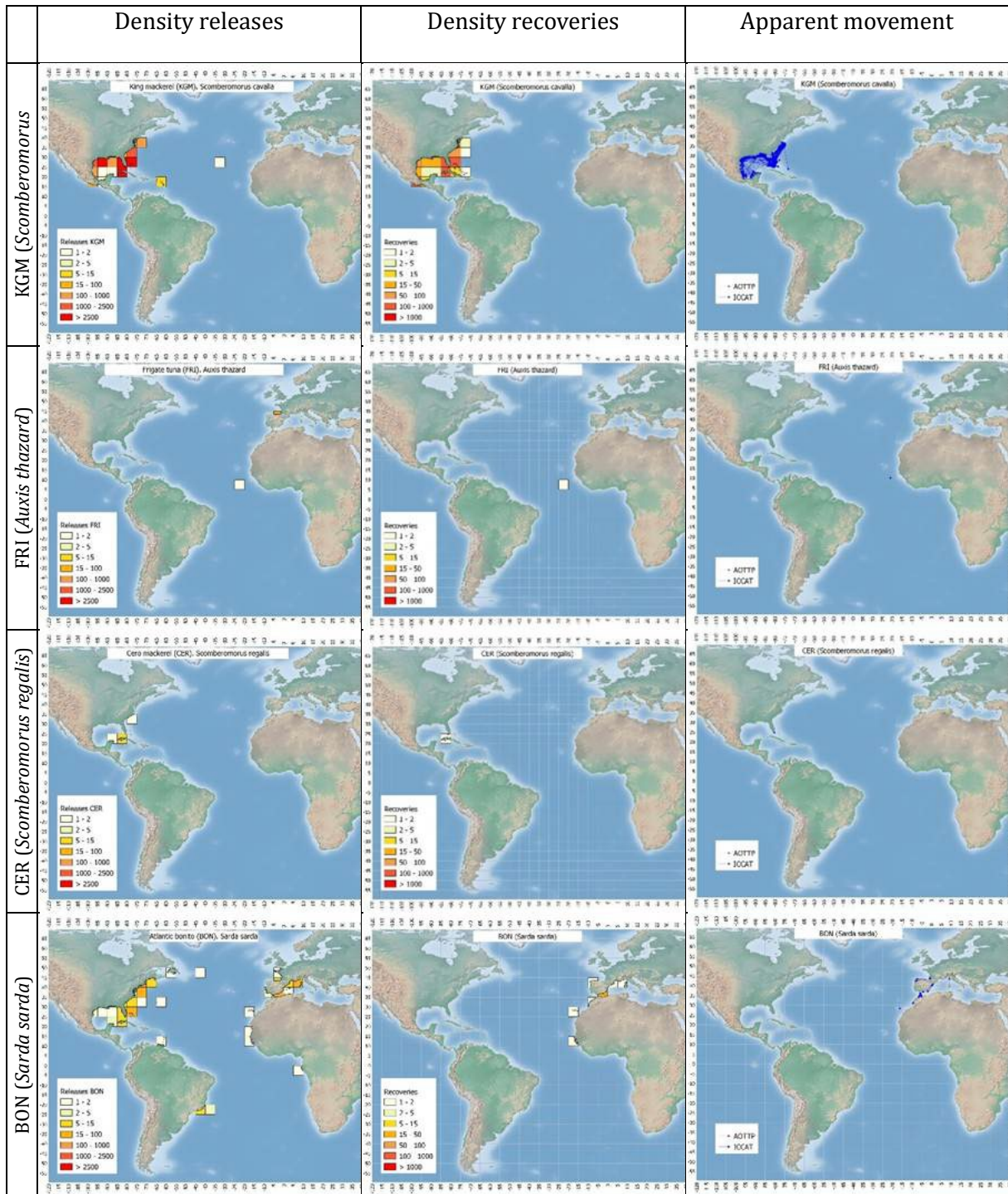


Figure 5 (continued). Maps which show the density of the release positions at 5x5 lat lon grids, density of the recovery positions at 5x5 degree strata, and a map with the straight displacement from the release to the recovery position of the recaptured specimens, respectively for each species of the group of small tunas.

Agenda

1. Opening, adoption of Agenda, meeting arrangements and assignment of rapporteurs
2. Review of fisheries statistics
 - 2.1 Task 1 (catches) data and spatial distribution of catches
 - 2.2 Task 2 catch/effort and size data
 - 2.3 Tagging data
3. Review of available and new information on biology and other life-history information of small tunas
 - 3.1 Age and growth
 - 3.2 Reproduction and maturity (including a summary of the 2024 workshop)
 - 3.3 Genetics (species and stock differentiations)
 - 3.4 Other
4. Plan to apply Data Poor Methods for future development of management advice
5. Small Tunas Year Programme (SMTYP)
 - 5.1 Update on programmed activities for 2025
 - 5.2 Plan for future SMTYP activities in 2026 and beyond
6. Recommendations
7. Other matters
 - 7.1 Draft workplan for 2026
 - 7.2 New rules regarding the requests related to science funding
 - 7.3 Other matters
8. Adoption of the report and closure

List of participants^{1 2}

CONTRACTING PARTIES

ALGERIA

Benounnas, Kamel ¹

Chercheur, Centre National pour le développement de la Pêche et de l'Aquaculture - CNRDPA, 42000 Tipaza Bou-Ismaïl

Tamourt, Amira ¹

ministère de la Pêche & des Ressources Halieutiques, 16100 Alger

BRAZIL

Frédou, Thierry

Professor Associado, Universidade Federal Rural de Pernambuco - UFRPE, Departamento de Pesca e Aquicultura - DEPAq, Rua Dom Manuel Medeiros s/n - Dois Irmaos, CEP 52171-900 Recife/Pernambuco PE

Tel: +55 81 996 411 154, E-Mail: thierry.fredou@ufrpe.br

Lucena Frédou, Flávia

Ufrpe, Rua dom Manoel s/n, 51171900 Recife, Pernambuco

Tel: +55 819 964 10885, E-Mail: flavia.fredou@ufrpe.br

Silva, Matheus Lourenço Soares

Universidade Federal Rural de Pernambuco- UFRPE, Rua Dom Manuel de Medeiros, s/n, 52171-900 Dois Irmãos, Recife

Tel: +55 819 883 58329, E-Mail: matheus.lourenco.soares@hotmail.com

Silva Batista, Guelson

Professor, UFERSA, Av. Francisco Mota, 572 - Bairro Costa e Silva, 59.625-900 Mossoró, Rio Grande do Norte

Tel: +55 859 850 32723, E-Mail: guelson@ufersa.edu.br; guelsonsilva@hotmail.com

CABO VERDE

da Luz, Alciany Nascimento

Bióloga Marinha, Instituto do Mar (IMar), São Vicente Dji De Sal CP 132, Mindelo

Tel: +238 986 6474, E-Mail: alciany.luz@imar.gov.cv

Vieira, Nuno

IMAR, 1 Dji De Sal, São Vicente, Mindelo

Tel: +238 231 7374, E-Mail: nuno.vieira@imar.gov.cv

CÔTE D'IVOIRE

Diaha, N'Guessan Constance

Chercheur Hydrobiologiste, Laboratoire de biologie des poissons du Département des Ressources Aquatiques Vivantes (DRAV) du Centre de Recherches Océanologiques (CRO), 29, Rue des Pêcheurs - B.P. V-18, Abidjan 01

Tel: +225 21 35 50 14; +225 21 35 58 80, E-Mail: diahaconstance@yahoo.fr; diahaconstance70@gmail.com;

constance.diaha@cro-ci.org

EGYPT

Sayed Farrag, Mahmoud Mahrous

Associate Professor of Marine Biology, Zoology Department, Faculty of Science, Al-Azhar University, Assiut, 71511

Tel: +20 100 725 3531, Fax: +20 882 148 093, E-Mail: m_mahrousfarrag@yahoo.com

EUROPEAN UNION

Borrego Santos, Ricardo

Centro Oceanográfico de Málaga (IEO - CSIC), Explanada de San Andrés (Muelle 9), Puerto de Málaga, 29002 Málaga, España

Tel: +34 952 197 124, E-Mail: ricardo.borrego@ieo.csic.es

Di Natale, Antonio

Director, Aquastudio Research Institute, Via Trapani 6, 98121 Messina, Italy

Tel: +39 336 333 366, E-Mail: adinatale@costaedutainment.com; adinatale@acquariodigenova.it

1. Head Delegate.

2. Some delegate contact details have not been included following their request for data protection.

Lino, Pedro Gil

Research Assistant, Instituto Português do Mar e da Atmosfera - I.P./IPMA, Avenida 5 Outubro s/n, 8700-305 Olhão, Faro, Portugal
Tel: +351 289 700508, E-Mail: plino@ipma.pt

Muñoz Lechuga, Rubén

Departamento de Biología, Facultad de Ciencias del Mar y Ambientales. Universidad de Cádiz, Avda. República Saharaui, s/n, 11510 Cádiz, España
Tel: +351 289 700 500, E-Mail: rubenmunozlechuga@gmail.com; ruben.lechuga@ipma.pt

Talijancic, Igor

Institute of Oceanography and Fisheries Split, Setaliste Ivana Mestrovica 63, 21000 Dalmatia, Croatia
Tel: +385 214 08047; +385 992 159 26, E-Mail: talijan@izor.hr

Viñas de Puig, Jordi

Universitat de Girona, Departament de Biologia, Laboratori d'Ictiologia Genètica, C/ Maria Aurèlia Capmany, 40, 17003 Girona, España
Tel: +34 629 409 072, E-Mail: jordi.vinas@udg.edu

GABON

Angueko, Davy

Chargé d'Etudes du Directeur Général des Pêches, Direction Générale des Pêche et de l'Aquaculture, BP 9498, Libreville Estuaire
Tel: +241 6653 4886, E-Mail: davyanguoko83@gmail.com; davyanguoko@yahoo.fr; dgpechegabon@netcourrier.com

GHANA

Adu-Antwi, Alexander

Deputy Director, Fisheries Commission, GP 630 Accra
Tel: +233 262 566 680, E-Mail: alexander.adu-antwi@fishcom.gov.gh; lexozuamfb@gmail.com

GUINEA REP.

Kolié, Lansana

Chef de Division Aménagement, ministère de la Pêche et de l'Economie maritime, 234, Avenue KA 042 - Commune de Kaloum BP: 307, Conakry
Tel: +224 624 901 068, E-Mail: klansana74@gmail.com

Soumah, Mohamed

Responsable de Système d'Information Halieutique, Chef de Service Informatique du Centre National des Sciences Halieutiques de Boussoura (CNSHB), 814, Rue MA 500, Corniche Sud Madina, Boussoura, BP: 3738 Conakry
Tel: +224 622 01 70 85, E-Mail: soumahmohamed2009@gmail.com

MOROCCO

Amanou, Siham

Service d'élaboration des plans d'aménagement et de gestion, Division de la durabilité et d'aménagement des ressources halieutiques, Direction des pêches Maritimes
E-Mail: amanou@mpm.gov.ma

Bougharioun, Mohamed

Biologiste des pêches, Institut National de Recherche Halieutique (INRH), Km 7, Route Boujdour, B.P. 127 Bis- Dakhla, Code postal 73000
Tel: +212 670 683 009, E-Mail: bougharioun@inrh.ma

Ennouaim, Abdellah

chef de Service DDARH/ DirPM/SECPM
Tel: +212 661 76 83 66, E-Mail: ennouaim_a@mpm.gov.ma

PANAMA

Molina, Laura

Autoridad de los Recursos Acuáticos de Panamá - ARAP, Dirección General de Investigación y Desarrollo, Edificio Riviera, Ave. Justo Arosemena, Calle 45 Bella Vista, 0819-05850
Tel: +507 511 6036, E-Mail: lmolina@arap.gob.pa

Torres, Modesta

Autoridad de los Recursos Acuáticos de Panama, Calle 45 Bella Vista, Edificio La Riviera, 7096
Tel: +507 511 6000, E-Mail: mtorres@arap.gob.pa

SÃO TOMÉ E PRÍNCIPE

Da Conceição, Ilair

Director das Pescas, Ministério da Agricultura, Desenvolvimento Rural e Pescas, Bairro 3 de Fevereiro - PB 59, Sao Tomé
Tel: +239 990 9315, Fax: +239 12 22 414, E-Mail: ilair1984@gmail.com

SIERRA LEONE

Mansaray, Mamoud

Principal Fisheries Officer, Ministry of Fisheries and Marine Resources (MFMR), 7th Floor Youyi Building, Freetown
Tel: +232 762 55590, E-Mail: mansaraymamoud85@gmail.com

TUNISIA

Hajjej, Ghailen

Maître assistant de l'Enseignement Supérieur Agricole, Laboratoire des Sciences Halieutiques, Institut National des Sciences et Technologies de la Mer (INSTM), Port de pêche, 6000 Gabès
Tel: +216 75 220 254; +216 972 77457, Fax: +216 75 220 254, E-Mail: ghailen3@yahoo.fr; ghailen.hajjej@instm.rnrt.tn

UNITED KINGDOM OF GREAT BRITAIN AND NORTHERN IRELAND

Bradley, Kirsty

Fisheries Scientist, CEFAS, Pakefield Road, Lowestoft Suffolk NR33 0HT
Tel: +44 1502 524 404, E-Mail: kirsty.bradley@cefas.co.uk

UNITED STATES

Díaz, Guillermo

NOAA-Fisheries, Southeast Fisheries Science Center, 75 Virginia Beach Drive, Miami, Florida 33149
Tel: +1 305 361 4227; +1 305 898 4035, E-Mail: guillermo.diaz@noaa.gov

VENEZUELA

Narváez Ruiz, Mariela del Valle

Lab. 34, Edif. Instituto Oceanográfico de Venezuela, Universidad de Oriente, Departamento de Biología Pesquera, Av. Universidad, Cerro Colorado, DBP-31 Laboratory, 6101 Cumaná Estado Sucre
Tel: +58 412 085 1602, E-Mail: mnarvaezruiz@gmail.com

OTHER PARTICIPANTS

SCRS VICE-CHAIRPERSON

Cardoso, Luis Gustavo

SCRS Vice-Chairperson, Italy Av. Km 8, 96217192 Rio Grande do Sul, Brazil
Tel: +55 53 999010168, E-Mail: cardosolg15@gmail.com

EXTERNAL EXPERT

Palma, Carlos

ICCAT Secretariat, C/ Corazón de María, 8 - 6 Planta, 28002 Madrid, España
Tel: + 34 91 416 5600, Fax: +34 91 415 2612, E-Mail: carlos.palma@iccat.int

ICCAT Secretariat

C/ Corazón de María 8 – 6th floor, 28002 Madrid – Spain

Tel: +34 91 416 56 00; Fax: +34 91 415 26 12; E-mail: info@iccat.int

Manel, Camille Jean Pierre

Neves dos Santos, Miguel

Ortiz, Mauricio

Mayor, Carlos

Taylor, Nathan

Deprez, Bruno

García, Jesús

List of Papers and Presentations

DocRef	Title	Authors
SCRS/2025/114	Updated age and growth of wahoo (<i>Acanthocybium solandri</i>) in the Atlantic Ocean, based on dorsal fin spines and otoliths	Silva G., Pinheiro J.L., Cardoso H., Lechuga R., Pascual-Alayón P., Diaha C.N'G., Davy A., N'Gom F.
SCRS/2025/116	Updated distribution of Wahoo (<i>Acanthocybium solandri</i>) in the Mediterranean Sea	DiNatale A., Corsini-Foka M., Deidun A., and Zava B.
SCRS/2025/119	Revisiting the Genetic Population Structure of Atlantic Bonito (<i>Sarda sarda</i>)	Bartrès D., Ollé-Vilanova J., and Viñas J.*
SCRS/2025/120	Quelques paramètres biologiques d'une espèce des thonidés mineurs ; le bonitou : <i>Auxis rochei</i> (Risso, 1810) pêché dans la zone centre d'Algérie	Benounnas K., Ferhani K., Bensmail S., and Mennad M.
SCRS/2025/121	Preliminary report of sampling activities in the SMTYP-2024	DaSilva G., Lucena Frédou F., Muñoz-Lechuga R., Viñas J., Macias D., Diaha N'G. C., Ngom Sow F., Angueko D., Hajjej G., and Baibbat S'A.
SCRS/2025/122	Report on the Workshop on Small Tuna Reproductive Biology	Diaha N.C., Ngom Sow F., Angueko D., Hajjej G., Baibbat S.A., Benounnas K., da Silva G., Macias D., Puerto M.A., and Rodríguez E.
SCRS/P/2025/041	Morphometric Comparison of Juvenile Tuna Species in the Adriatic Sea", in which we demonstrated a methodology for distinguishing juvenile <i>Thunnus thynnus</i> from <i>Euthynnus alletteratus</i> and <i>Auxis rochei</i> using geometric morphometrics and clustering techniques based on body shape	Talijančić, I., Žuvić L., Grubišić L., and Šegvić-Bubić T.
SCRS/2025/123	An Update of the Moroccan Coastal Fleet Targeting Bonito (<i>Sarda sarda</i>) South of Moroccan Atlantic Waters	Bougharioun, M, Abid, N., Baibbat, S. A., Ikkiss, A., and Bensbai, J.
SCRS/P/2025/042	Preliminary study of the interactions between small tunas and artisanal fisheries in the Ghannouch-Gabès region (Southeast Tunisia)	Hajjej G.
SCRS/P/2025/043	From Data Gaps to Assessment: Reconstructing Small Tuna Historical Data for Stock Evaluation and Management	Silva M. L. S., Andrade H. A., Cope J. M., Frédou T., Soares A. P. C., Barreto T. M. R. R., and Frédou F. L.
SCRS/P/2025/044	Summary of available Small Tunas statistical data	ICCAT Secretariat
SCRS/P/2025/045	Tagging summary for Small tunas (SMT)	ICCAT Secretariat
SCRS/P/2025/047	Update of the ageing analysis for Bullet tuna (<i>Auxis rochei</i>) after a genetic discrimination	Munoz-Lechuga R, Cabrera-Castro R., Mendoza A., Berlotti B., Viñas J., Ollé J., and Lino P.G.
SCRS/2025/127	Standardized catch rates for wahoo (<i>Acanthocybium solandri</i>) from the Venezuelan pelagic longline fishery off the Caribbean Sea and the western central Atlantic (1993-2023)	Narváez M., Marín H, Evaristo E, Gutiérrez X, and Arocha F
SCRS/P/2025/046	Fisheries statistics on Small tunas catches in São Tomé e Príncipe	Conceição I.
SCRS/P/2025/048	From data gaps to assessment: reconstructing small tuna historical data for stock evaluation and management	Silva M. L. S., Andrade H.A, Cope J.M., Frédou T., Soares A.P.C., Barreto T.M.R.R., Frédou F.L.
SCRS/P/2025/049	Small tuna research program: a review and perspectives	Fredou F, Silva G., Muñoz-Lechuga R., Viñas J., Macias D., Diaha C., Sow F.N., Angueko D., Hajjej G., Baibbat S'A.

INTERSESSIONAL SMT SPECIES GROUP MEETING (HYBRID/OLHÃO, 2025)

SCRS/2025/099	Report on the workshop on small tuna reproductive biology	Diaha N.C., Sow F.N., Angueko D., Hajje G., Baibbat S.A, Benounnas K., Silva G., Macias D., Puerto M.A., Rodríguez E.
SCRS/P/2025/050	Summer investigation of <i>Euthynnus alletteratus</i> from Egypt Mediterranean Sea " length variations and CPUE of purse seine	Farrag M
SCRS/P/2025/051	PROATUM – Sustainable Management of Brazilian Tuna Fisheries	Frédou T.
SCRS/P/2025/052	Preliminary Study of some Biological Parameters of the White King Mackerel <i>Scomberomorus tritor</i> , Cuvier, 1831, Landed in Capal	Angueko D.

SCRS documents and presentation summaries as provided by the authors

SCRS/2025/099 - This report on the workshop about the reproductive biology of small tunas was held at the Spanish Institute of Oceanography laboratory (IEO_CSIC) in Málaga, (Spain). The main objective of the workshop was to identify and validate the reference scale for studying the reproductive biology of different small tuna species. To this end, available scales were examined and a summary was created to serve as a reference scale for gonad maturity. Capacity building was conducted to harmonize the different laboratory processes for gonad treatment. An update of samples collected for the SMTYP project was completed to highlight gaps by research axis.

SCRS/2025/114 - The Wahoo (*Acanthocybium solandri*) is a species of the Scombridae family, commonly found in tropical and subtropical environments around the world. Although wahoo is not a target species for the fishing industry, it is usually landed as a bycatch species by trolling fishing boats, purse seine fishing with loaders and fixed nets. The present study aims to estimate the growth parameters of *Acanthocybium solandri* in Atlantic Ocean, based on dorsal fin spines and otoliths. The paired data of the fork length (FL) and estimated age from dorsal spines were adjusted to the von Bertalanffy equation, resulting in the following growth equation: $FL = 155.13 (1 - \exp(-0.515(t+0.54)))$. For the otoliths, the von Bertalanffy growth model presented the lowest AIC value, which can be considered the model with best fit to the paired data, resulting in the following growth equation: $FL = 179.68 (1 - \exp(-0.19 (t+3.06)))$. With the present results we expect to contribute in the update of growth parameters of wahoo in the Atlantic Ocean, enabling an effective fishery management.

SCRS/2025/116 - The occurrence of the Wahoo (*Acanthocybium solandri*) in the Mediterranean Sea is known since the XIX century, but its records within the area remain occasional and casual. Apparently, its occurrence has increased in the last two decades, possibly also thanks to the increasingly warmer temperatures in the area, but also thanks to the citizen science opportunities provided by the ever-expanding social information networks. This short paper provides a review of the latest information on the Mediterranean distribution of the Wahoo, with the aim to increase the SCRS and ICCAT awareness on this species in the Mediterranean Sea.

SCRS/2025/119 - In the document SCRS_2025_119, the authors compiled all the available data on the population structure of bonito using the same molecular marker (mtDNA). The systematic application of this marker over more than two decades has enabled the study of 890 bonito samples, covering a large part of their distribution, with samples collected more than two decades apart. The main result is that the divergence between the northeast Atlantic samples and the tropical Atlantic localities is corroborated, and this should be considered the starting point for management purposes. During the discussion, the results of the genetic population structure of LTA were also presented. Once again, genomic analysis confirms the deep genetic separation at the species level between samples from the tropical eastern Atlantic and those from the north-east Atlantic/Mediterranean. This differentiation is corroborated by growth analysis and by different reproductive behaviour. The implications of this result were discussed.

SCRS/2025/120 - This study provided information on some growth parameters of bullet tuna (*Auxis rochei*) caught in the Bay of Bou-Ismaïl (Tipaza) in 2023. The study is based on monthly sampling over a total of seven months, carried out by small-scale fisheries in the central region of Algeria. According to the available data, the calculated relationships highlight a negative allometry between fork length and total weight for *Auxis rochei*. This indicates that fork length (FL) increases at a slower rate than total weight (TW). The Von Bertalanffy growth parameters were determined through the analysis of size structures: the asymptotic length (L₈), the growth coefficient (K), and the theoretical age (t₀) of individuals when their size is zero in *Auxis rochei*.

SCRS/2025/121 - This is the preliminary report of the Small Tunas Year Program (SMTYP) for the year of 2024 with the ongoing activities of sampling effort, as well as age and growth, reproduction, and stock structure analysis. A total of 148 individuals were collected by now during the present contract: 60 BLT from ATL-SE, 62 FRI from ATL-SE, 26 LTA (16 from ATL-SW and 10 from MED), and 53 WAH from ATL-NE. For age and growth studies, we have processed 10 dorsal spines of LTA from Tunisia (MED), 52 dorsal spines of wahoo from Senegal, and 46 otoliths of wahoo from Senegal (30 for daily ageing and 16 for annual ageing). Stock structure and species identification analyses are currently being performed, since we were waiting for samples to arrive and the procedure for a complete analysis. The preliminary results were presented in the ICCAT SCRS meeting in September 2024.

SCRS/2025/122 - This report on the workshop about the reproductive biology of small tunas was held at the Spanish Institute of Oceanography laboratory (IEO_CSIC) in Málaga, (Spain). The main objective of the workshop was to identify and validate the reference scale for studying the reproductive biology of different small tuna species. To this end, available scales were examined and a summary was created to serve as a reference scale for gonad maturity. Capacity building was conducted to harmonize the different laboratory processes for gonad treatment. An update of samples collected for the SMTYP project was completed to highlight gaps by research axis.

SCRS/2025/123 - This document presents an update of the biological data and fisheries indicators for Atlantic bonito (*Sarda sarda*, Bloch 1793) targeted by the Moroccan coastal fleet south of the Moroccan Atlantic waters for the period 2010-2024. In total, 8736 trips were carried out by this fleet during 2024. The size for Atlantic bonito ranged between 30 and 83 cm SFL, with an average size of 51.4 cm observed in 2024. The mean size of fish and the CPUE showed an increasing trend from 2010 to 2024. The analysis emphasizes the need of ongoing monitoring to identify and investigate sudden changes and trends, helping to prevent overfishing.

SCRS/2025/127 - A standardized CPUE index was developed for Wahoo (*Acanthocybium solandri*) using a Generalized Additive Mixed Model (GAMM) with a Delta lognormal distribution, based on logbook data from 1993-2023. The model incorporated Year as fixed factor, Season (quarter of the year) as random effect factor and environmental variables as smooth terms. These variables included: Sea surface temperature, salinity, dissolved oxygen, mixed layer depth, chlorophyll a, primary productivity, illumination percentage of moonlight and bathymetry. Diagnostic plots showed no major departure from expected. The index showed a variable trend with lower values at the end of the series.

SCRS/P/2025/041 - Accurately distinguishing small tuna species using geometric morphometrics depends on more than advanced statistical tools as it starts with consistent, standardised image acquisition. This presentation will introduce overview on protocols that can minimise measurement error, ensure reproducibility and provide a solid foundation for regional campaigns to improve small tuna species identification in the Atlantic and Mediterranean.

SCRS/P/2025/042 - This study presents a case study of interactions between ICCAT-listed species and non-ICCAT fisheries, with a focus on artisanal fishing activities in Ghannouch, southern Tunisia. The study primarily examines the use of trammel nets (targeting cuttlefish and shrimp) and gillnet, as well as their associated catch composition and bycatch rates. Findings indicate that gear type significantly influences both catch selectivity and the incidence of bycatch. Small tunas were rarely recorded in landings, suggesting limited interaction; however, the main fishing season for these species (April-July) was not covered, which constrains interpretation of their actual impact.

SCRS/P/2025/050 - The little tunny (*Euthynnus alletratus*) as ICCAT concern has been paid attention for future conservation in the Mediterranean Sea particularly Egyptian coast. This is a short and specific investigation of *E. alletratus* caught by purse seiners during March, June, July and August from certain areas and landing sites along the coast (Alex, - Abu Qir- Maadia and Rashid). The length variations were measured during all months, while the CPUE was estimated during June-August. The samples were ranged from 28 to 108 cm and an average of 68.01 ± 20 , weight ranged from 0.8 to 10.4 and average of 5.53 ± 2.53 kg. For monthly variations in length, the length range was 28-50cm, then increased to 44-108cm in June, 38-102cm in July and 44-102 cm in August. From the length frequency, the majority of length was from 46 to 78 cm. According to length analysis by R package, Accordingly, L8 was estimated as 122.37 cm, K values were estimated as 0.22 year⁻¹, and growth performance was estimated as 3.01. Regarding, the estimated total catch during June- August, the highest total catch was estimated from Rashid landing site in July as 90

tonnes with CPUE 2500 ± 230 kg (Boat/Month) and 490 ± 60 kg (Boat/Day). The lowest total catch was estimated in Alex. during June 1.8 tonnes with CPUE 600 ± 150 kg (Boat/Month) and 280 ± 45 kg (Boat/Day). The investigation considered preliminary and short investigation for one gear and need further combinations with other gears for long time. The small length range in March reflect the young specimens, then the samples during summer reflected the season of such species. From the CPUE estimation and evaluation in four areas, it was noticed that the areas (Alex. & Abu Qir) have similarity in the habitats and fishing boats and efforts. While the areas (Maadia and Rashid have nearly the similar behavior of fishing operations. In spite the investigated season represents the most catch of this species, it needs to be investigated during the whole of years and studied for various fishing gears. Moreover, this study may be considered the step guide for the attention towards the small tuna in the Egyptian Mediterranean coast.

Appendix 5

SCRS Catalogues for small tunas

Table 1[a-m] Small tuna species standard SCRS catalogues on statistics (Task 1 and Task 2) of the major ICCAT small tuna species by stock/area, major fishery (flag/gear combinations ranked by order of importance) and year (1994 to 2023). Only the most important fisheries (representing about 90 to 95 % of Task 1 total catch) are shown. For each data series, Task 1 (DSet= 't1', in tonnes) is visualised against its equivalent Task 2 availability (DSet= 't2') scheme. The Task 2 colour scheme, has a concatenation of characters ('a'= T2CE exists; 'b'= T2SZ exists; 'c'= CAS exists) that represents the Task 2 data availability in the ICCAT-DB. See the legend for the colour scheme pattern definitions.

Table	Species	Scientific name	% weight in Task I of Small tunas (1994-2023)	Order (#)	Stock / area	Legend (t2)																
1a	BLF	Thunnus atlanticus	2.5	9	AT	<table border="1"> <tr> <td>a</td> <td>t2ce</td> </tr> <tr> <td>b</td> <td>t2sz</td> </tr> <tr> <td>c</td> <td>cas</td> </tr> </table>	a	t2ce	b	t2sz	c	cas										
a	t2ce																					
b	t2sz																					
c	cas																					
1b	BLT	Auxis rochei	4.7	6	AT																	
1c	BLT	Auxis rochei			MD																	
1d	BON	Sarda sarda	31.2	1	AT	<table border="1"> <tr> <td>-1</td> <td>no T2 data</td> </tr> <tr> <td>a</td> <td>t2ce only</td> </tr> <tr> <td>b</td> <td>t2sz only</td> </tr> <tr> <td>c</td> <td>cas only</td> </tr> <tr> <td>bc</td> <td>t2sz + cas</td> </tr> <tr> <td>ab</td> <td>t2ce + t2sz</td> </tr> <tr> <td>ac</td> <td>t2ce + cas</td> </tr> <tr> <td>abc</td> <td>all</td> </tr> </table>	-1	no T2 data	a	t2ce only	b	t2sz only	c	cas only	bc	t2sz + cas	ab	t2ce + t2sz	ac	t2ce + cas	abc	all
-1	no T2 data																					
a	t2ce only																					
b	t2sz only																					
c	cas only																					
bc	t2sz + cas																					
ab	t2ce + t2sz																					
ac	t2ce + cas																					
abc	all																					
1e	BON	Sarda sarda			MD																	
1f	BOP	Orcynopsis unicolor	0.6	12	AT																	
1g	BOP	Orcynopsis unicolor			MD																	
1h	BRS	Scomberomorus brasiliensis	3.1	8	AT																	
1i	CER	Scomberomorus regalis	0.1	13	AT																	
1j	COM	Scomberomorus commerson	1.0	11	MD																	
1k	FRI	Auxis thazard	12.7	3	AT																	
1l	KGM	Scomberomorus cavalla	12.1	4	AT																	
1m	LTA	Euthynnus alletteratus	17.7	2	AT																	
1n	LTA	Euthynnus alletteratus			MD																	
1o	MAW	Scomberomorus tritor	1.6	10	AT																	
1p	SSM	Scomberomorus maculatus	9.4	5	AT																	
1q	WAH	Acanthocybium solandri	3.6	7	AT	<table border="1"> <tr> <td></td> <td>no T1 data</td> </tr> </table>		no T1 data														
	no T1 data																					

2025 SMALL TUNAS SPECIES GROUP MEETING – HYBRID, OLHÃO, 2025

Table 1-c. SCRS catalogue: BLT(MD) (Auxis rochei)

Score: 0.88		T1 Total	5200	4301	5909	3070	2281	2383	3010	4559	5416	3441	5823	3513	3344	5015	6491	5072	7206	8977	5719	6494	3549	4816	5253	3116	3855	3218	3347	3475	4978	4343	Rank	%	%cum										
Species	Stock	Status	FlagName	GearGrp	Dset	1994	1995	1996	1997	1998	1999	2000	2001	2002	2003	2004	2005	2006	2007	2008	2009	2010	2011	2012	2013	2014	2015	2016	2017	2018	2019	2020	2021	2022	2023										
BLT	MED	CP	EU-España	UN	t1	702	1233	1962	408	221	527	411	750	317	495	1009	828	1027	2979	3265	607	3748	3099	1463	2418	600	165	113	27	54		0	0	1	20.73	20.73									
BLT	MED	CP	EU-España	UN	t2	-1	-1	-1	-1	-1	-1	-1	-1	-1	-1	-1	-1	-1	-1	-1	-1	a	a	a	a	a	a	b								1									
BLT	MED	CP	Türkiye	PS	t1	77					316	316	316	316			284	1020	1031	993	836	1873	1081	2552	907	863	562	476	407	474	367	441	1064	730	794	472	2	13.54	34.26						
BLT	MED	CP	Türkiye	PS	t2	-1	-1	-1	-1	-1	-1	-1	-1	-1	-1	-1	-1	-1	-1	-1	-1	-1	-1	-1	-1	-1	-1	-1	-1	-1	-1	-1	-1	-1	-1	2									
BLT	MED	CP	Algerie	PS	t1	247	188	202	156	245	149	178	166	306			153	201	472	437		219	109	986	983	443	914	1846	1563	192	778	362	667	1707		1576	3	11.26	45.52						
BLT	MED	CP	Algerie	PS	t2	-1	-1	-1	-1	-1	-1	-1	-1	-1	-1	-1	-1	-1	-1	-1	-1	-1	a	a	a	a	a	-1	-1	-1	-1	-1	-1	-1	-1	3									
BLT	MED	CP	EU-Italy	UN	t1	531	531	229	229	229	462	462	462	2328			974	1309	627		74		74	37	55	849										4	6.90	52.42							
BLT	MED	CP	EU-España	PS	t1	-1	-1	-1	-1	-1	-1	-1	-1	-1	-1	-1	-1	-1	-1	-1	-1	-1	-1	-1	-1	-1	-1	-1	-1	-1	-1	-1	-1	-1	-1	4									
BLT	MED	CP	EU-España	PS	t2																															5	5.37	57.79							
BLT	MED	CP	Maroc	GN	t1	1532	566	1673	555	629	463	536	232	621	246	96	5		1	7	8	6					912	881	1978	523	793	879	417	119	868	5	5.23	63.02							
BLT	MED	CP	Maroc	GN	t2	-1	-1	-1	-1	-1	-1	-1	-1	-1	-1	-1	-1	-1	-1	-1	-1	-1	-1	-1	-1	-1	-1	-1	-1	-1	-1	-1	-1	-1	-1	6									
BLT	MED	CP	Tunisie	UN	t1	13	14	13	32	93	45	15	2300	932	989	1760																					7	4.52	67.54						
BLT	MED	CP	Tunisie	UN	t2	-1	-1	-1	-1	-1	-1	-1	-1	-1	-1	-1	-1	-1	-1	-1	-1	-1	-1	-1	-1	-1	-1	-1	-1	-1	-1	-1	-1	-1	-1	-1	7								
BLT	MED	CP	EU-Greece	PS	t1	26	26				196	125	120	246	226	180	274	157	620	506	169	129	118	155	108	311	207	181	294	513	262	139	273	309		8	4.28	71.83							
BLT	MED	CP	EU-Greece	PS	t2	-1	-1	-1	-1	-1	-1	-1	-1	-1	-1	-1	-1	-1	-1	-1	-1	-1	-1	-1	-1	-1	-1	-1	-1	-1	-1	-1	-1	-1	-1	-1	8								
BLT	MED	CP	Algerie	LL	t1												99	156	111	39		20	10	127	103	132	109	124	27	39	20	543	64	95	3229	675	9	4.17	76.00						
BLT	MED	CP	Algerie	LL	t2												-1	-1	-1	-1	-1	-1	a	a	a	a	a	-1	-1	-1	-1	-1	-1	-1	-1	-1	10	4.08	80.08						
BLT	MED	CP	EU-Greece	UN	t1	1400	1400	1400	1400																												10								
BLT	MED	CP	EU-Greece	UN	t2	-1	-1	-1	-1	-1	-1	-1	-1	-1	-1	-1	-1	-1	-1	-1	-1	-1	-1	-1	-1	-1	-1	-1	-1	-1	-1	-1	-1	-1	-1	-1	11	3.45	83.53						
BLT	MED	CP	EU-España	TP	t1	422	239	334	196	266	142	612	111	176			18	74	104	124	120	39	128	156	236	135	114	87	120	224	180	71	81	128	93		11								
BLT	MED	CP	EU-España	TP	t2	-1	-1	-1	-1	-1	-1	-1	-1	-1	-1	-1	-1	-1	-1	-1	-1	abc	abc	a	ac	ab	ab	ab	ab	b	ab	ab	ab	a	ab	ab	ab	11							
BLT	MED	CP	Tunisie	PS	t1																		940	935	938	920	13	23	26	136	67	91	139	147	162		12	3.31	86.84						
BLT	MED	CP	Tunisie	PS	t2																		-1	-1	-1	-1	-1	-1	-1	-1	-1	-1	-1	-1	-1	-1	-1	12							
BLT	MED	CP	Algerie	UN	t1	14	11	10	5	15	9	17	22	27			41					1134	567	851													13	1.98	88.82						
BLT	MED	CP	Algerie	UN	t2	-1	-1	-1	-1	-1	-1	-1	-1	-1	-1	-1	-1	-1	-1	-1	-1	-1	-1	-1	-1	-1	-1	-1	-1	-1	-1	-1	-1	-1	-1	-1	-1	13							
BLT	MED	CP	EU-Italy	GN	t1																	100		693	346	520	433		136		326	1	2	2	0		14	1.86	90.68						
BLT	MED	CP	EU-Italy	GN	t2																		-1	-1	-1	-1	-1	-1	-1	-1	-1	-1	-1	-1	-1	-1	-1	14							
BLT	MED	CP	EU-Italy	PS	t1																		133	47	222	39	130	84	107	32		731		434	24	2	12	13	12	15	1.47	92.16			
BLT	MED	CP	EU-Italy	PS	t2																		-1	-1	-1	-1	-1	-1	-1	-1	-1	-1	-1	-1	-1	-1	-1	-1	15						
BLT	MED	CP	Maroc	HL	t1																																	16	1.17	93.33					
BLT	MED	CP	Maroc	HL	t2																		78	9	9	5	10	10	16	4	11	17	97	723	155		265	30	58	55	31	26	16		
BLT	MED	CP	EU-Italy	HL	t2																																		17						
BLT	MED	CP	EU-Italy	HL	t2																																		17						
BLT	MED	CP	Maroc	LL	t1																																		18	0.99	94.32				
BLT	MED	CP	Maroc	LL	t2																																		18						
BLT	MED	CP	Maroc	TP	t1	194	55			7	478	210	227	24																									19	0.87	96.14				
BLT	MED	CP	Maroc	TP	t2	-1	-1			-1	-1	-1	-1	-1																									19						
BLT	MED	CP	Maroc	PS	t1						33	9																											20	0.86	97.01				
BLT	MED	CP	Maroc	PS	t2						-1	-1																											20						
BLT	MED	CP	EU-Italy	TW	t1																																		21	0.66	97.67				
BLT	MED	CP	EU-Italy	TW	t2																																			21					

2025 SMALL TUNAS SPECIES GROUP MEETING – HYBRID, OLHÃO, 2025

Table 1-e. SCRS catalogue: BOP(MD) (Sarda sarda)

Species Stock		Status	FlagName	GearGrp	DSet	T1 Total	15682	15189	17195	14078	29730	28170	21972	22237	15717	11117	11248	74376	32303	9247	10042	10019	12584	14442	39321	18365	23352	8993	43938	11798	35491	5745	27160	6728	56204	7445					
Score:	0.68																																								
Species Stock	Status	FlagName	GearGrp	DSet	1994	1995	1996	1997	1998	1999	2000	2001	2002	2003	2004	2005	2006	2007	2008	2009	2010	2011	2012	2013	2014	2015	2016	2017	2018	2019	2020	2021	2022	2023	Rank	%	%cum				
BON MED CP	Türkiye	PS	t1	10093	8944	10284	7810	24000	17900	12000	13460	6286	6000	5701	70797	29690	5965	6448	7036	9401	10019	35764	13158	19032	4573	39460	7578	30920	660	16701	1490	41403	1208	1	72.90	72.90					
BON MED CP	Türkiye	PS	t2	-1	-1	-1	-1	-1	-1	-1	-1	-1	-1	-1	-1	-1	-1	-1	-1	-1	-1	-1	-1	-1	-1	-1	-1	-1	-1	-1	-1	-1	-1	-1	2	5.23	78.13				
BON MED CP	EU-Italy	UN	t1	1828	1512	2233	2233	2233	4159	4159	4159	4579	1067	1112	814				740	76	602	543		1039	442	69	110	28	220	3						3	4.66	82.79			
BON MED CP	EU-Italy	UN	t2	-1	-1	-1	-1	-1	-1	-1	-1	-1	-1	-1	-1	-1	-1	-1	-1	-1	-1	-1	-1	-1	-1	-1	-1	-1	-1	-1	-1	-1	-1	-1	-1	-1	4	2.61	89.12		
BON MED CP	EU-Greece	PS	t1	1581	2116	1752	1559	945	2135	1914	1550	1420	1538	1321	1390	845	1123	587	476	531	798	733	960	678	691	700	399	641	422	342	269	659	213	3	3.72	86.51					
BON MED CP	EU-Greece	PS	t2	-1	-1	-1	-1	-1	-1	-1	-1	-1	-1	-1	-1	-1	-1	-1	-1	-1	-1	-1	-1	-1	-1	-1	-1	-1	-1	-1	-1	-1	-1	-1	-1	-1	4	2.61	89.12		
BON MED CP	Tunisie	PS	t1																																		5	2.61	89.12		
BON MED CP	Tunisie	PS	t2																																			6	1.54	90.66	
BON MED CP	Tunisie	UN	t1	305	413	560	611	855	1350	1528	1183	1112	848	1251																								7	1.51	92.17	
BON MED CP	EU-España	UN	t1	341	624	681	619	313	419	321	327	448	544	272	202	202	420	508	453	225	457	539	420	807	520	173	103											8	1.41	93.58	
BON MED CP	EU-España	UN	t2	a	a	a	a	a	a	a	a	a	a	a	a	a	a	a	a	a	a	a	a	a	a	a	a	a	a	a	a	a	a	a	a	a	a	9	1.27	94.86	
BON MED CP	Algerie	PS	t1	332	377	219	284	389	376	346	292	361																											10	0.75	95.61
BON MED CP	Algerie	PS	t2	-1	-1	-1	-1	-1	-1	-1	-1	-1	-1	-1	-1	-1	-1	-1	-1	-1	-1	-1	-1	-1	-1	-1	-1	-1	-1	-1	-1	-1	-1	-1	-1	-1	-1	11	0.67	96.28	
BON MED CP	Egypt	PS	t1	697	985	725	724	1442	1442	1128	1128																												12	0.61	96.89
BON MED CP	Egypt	PS	t2	-1	-1	-1	-1	-1	-1	-1	-1	-1	-1	-1	-1	-1	-1	-1	-1	-1	-1	-1	-1	-1	-1	-1	-1	-1	-1	-1	-1	-1	-1	-1	-1	-1	-1	-1	13	0.53	97.42
BON MED CP	EU-Italy	LL	t1																																				14	0.42	97.84
BON MED CP	EU-Italy	LL	t2																																						
BON MED CP	EU-España	PS	t1																																						
BON MED CP	EU-España	PS	t2																																						
BON MED CP	EU-Italy	GN	t1																																						
BON MED CP	EU-Italy	GN	t2																																						

Table 1-f. SCRS catalogue: BOP(AT) (Orcynopsis unicolor)

Species Stock		Status	FlagName	GearGrp	DSet	T1 Total	615	588	2064	254	47	651	1062	858	786	713	573	215	32	875	426	442	273	335	657	641	939	1161	743	522	104	119	63	193	99	107							
Score:	1.23																																										
Species Stock	Status	FlagName	GearGrp	DSet	1994	1995	1996	1997	1998	1999	2000	2001	2002	2003	2004	2005	2006	2007	2008	2009	2010	2011	2012	2013	2014	2015	2016	2017	2018	2019	2020	2021	2022	2023	Rank	%	%cum						
BOP ATL CP	Maroc	PS	t1	595	523	1992	215	28	595	995	813	776	705	300	116			54	33	50	60	40	120	95	13	183	14	70	6	8	9	26	14	1	52.28	52.28							
BOP ATL CP	Maroc	PS	t2	-1	-1	-1	-1	-1	-1	-1	-1	-1	-1	-1	-1	-1	-1	-1	-1	-1	-1	-1	-1	-1	-1	-1	-1	-1	-1	-1	-1	-1	-1	-1	-1	-1	-1	2	19.90	72.18			
BOP ATL CP	Maroc	LL	t1																																				3	16.74	88.91		
BOP ATL CP	Maroc	HL	t1	2	1																																		4	6.13	95.05		
BOP ATL CP	Senegal	GN	t1	9	30	53	1	3	6	4	5	4	4	4	14	57	27	235	29	148	40	112	13	61	63	29													5	3.41	98.46		
BOP ATL CP	Senegal	GN	t2	-1	-1	-1	-1	-1	-1	-1	-1	-1	-1	-1	-1	-1	-1	-1	-1	-1	-1	-1	-1	-1	-1	-1	-1	-1	-1	-1	-1	-1	-1	-1	-1	-1	-1	-1	6	1.00	99.46		
BOP ATL CP	Senegal	HL	t1	7	33	7	4	10	18	10	19	1	1	55	16	1	4	4	10	13	1	1	23	9	19	78	72	66	66										7	0.28	99.74		
BOP ATL CP	Senegal	HL	t2	-1	-1	-1	-1	-1	-1	-1	-1	-1	-1	-1	-1	-1	-1	-1	-1	-1	-1	-1	-1	-1	-1	-1	-1	-1	-1	-1	-1	-1	-1	-1	-1	-1	-1	-1	8	0.08	99.82		
BOP ATL CP	Maroc	GN	t1	3	1	11	31		31	53	17	4	1					2	1	3	4																		9	0.06	99.88		
BOP ATL CP	Maroc	GN	t2	-1	-1	-1	-1	-1	-1	-1	-1	-1	-1	-1	-1	-1	-1	-1	-1	-1	-1	-1	-1	-1	-1	-1	-1	-1	-1	-1	-1	-1	-1	-1	-1	-1	-1	-1	10	0.06	99.93		
BOP ATL CP	EU-Portugal	LL	t1																																				11	0.03	99.97		
BOP ATL CP	EU-Portugal	LL	t2																																					12	0.01	99.98	
BOP ATL CP	Senegal	TR	t1	0	0																																			13	0.01	99.99	
BOP ATL CP	Senegal	TR	t2	-1	-1	-1	-1	-1	-1	-1	-1	-1	-1	-1	-1	-1	-1	-1	-1	-1	-1	-1	-1	-1	-1	-1	-1	-1	-1	-1	-1	-1	-1	-1	-1	-1	-1	-1	-1	14	0.00	100.00	
BOP ATL CP	EU-Portugal	UN	t1																																					15	0.00	100.00	
BOP ATL CP	EU-Portugal	UN	t2																																						16	0.00	100.00
BOP ATL CP	EU-Portugal	TP	t1																																						17	0.00	100.00
BOP ATL CP	EU-Portugal	TP	t2																																								

2025 SMALL TUNAS SPECIES GROUP MEETING – HYBRID, OLHÃO, 2025

Table 1-i. SCRS catalogue: CER(AT) (Scomberomorus regalis)

		T1 Total																																							
		490	429	280	251	251	1	4	6	1	2	1	1	1	0	0	0	0	2	0	0	1	1	0	1	1	0	0	0												
Score:		0.00																							Rank	%	%cum														
Species	Stock	Status	FlagName	GearGrp	DSet	1994	1995	1996	1997	1998	1999	2000	2001	2002	2003	2004	2005	2006	2007	2008	2009	2010	2011	2012	2013	2014	2015	2016	2017	2018	2019	2020	2021	2022	2023						
CER	ATL	CP	EU-France	UN	t1	400	400	250	250	250																										1	89.86	89.86			
CER	ATL	CP	EU-France	UN	t2	-1	-1	-1	-1	-1																											1				
CER	ATL	NCO	Dominican Republic	UN	t1	90	29	29																												2	8.58	98.44			
CER	ATL	NCO	Dominican Republic	UN	t2	-1	-1	-1																													2				
CER	ATL	NCO	Sta Lucia	HL	t1																																3	0.53	98.97		
CER	ATL	NCO	Sta Lucia	HL	t2																																3				
CER	ATL	NCO	Sta Lucia	TR	t1																																	4	0.39	99.36	
CER	ATL	NCO	Sta Lucia	TR	t2																																	4			
CER	ATL	CP	St Vincent and Grenadines	UN	t1	0	1	1	1	1	1	1	0																									5	0.30	99.65	
CER	ATL	CP	St Vincent and Grenadines	UN	t2	-1	-1	-1	-1	-1	-1	-1	-1																										5		
CER	ATL	NCO	Dominica	UN	t1																																		6	0.12	99.77
CER	ATL	NCO	Dominica	UN	t2																																		6		
CER	ATL	CP	St Vincent and Grenadines	TR	t1																																		7	0.11	99.88
CER	ATL	CP	St Vincent and Grenadines	TR	t2																																		7		
CER	ATL	NCO	Dominica	TR	t1																																		8	0.04	99.93
CER	ATL	NCO	Dominica	TR	t2																																		8		
CER	ATL	CP	Grenada	LL	t1																																		9	0.03	99.95
CER	ATL	CP	Grenada	LL	t2																																		9		
CER	ATL	NCO	Sta Lucia	UN	t1																																		10	0.02	99.97
CER	ATL	NCO	Sta Lucia	UN	t2																																		10		
CER	ATL	NCO	Dominica	HL	t1																																		11	0.02	99.98
CER	ATL	NCO	Dominica	HL	t2																																		11		
CER	ATL	CP	EU-France	LL	t1																																		12	0.01	99.99
CER	ATL	CP	EU-France	LL	t2																																		12		
CER	ATL	NCO	Dominica	GN	t1																																		13	0.00	99.99
CER	ATL	NCO	Dominica	GN	t2																																		13		
CER	ATL	CP	EU-France	TP	t1																																		14	0.00	100.00
CER	ATL	CP	EU-France	TP	t2																																		14		
CER	ATL	CP	Grenada	TR	t1																																		15	0.00	100.00
CER	ATL	CP	Grenada	TR	t2																																		15		
CER	ATL	NCO	Jamaica	HL	t1																																		16	0.00	100.00
CER	ATL	NCO	Jamaica	HL	t2																																		16		
CER	ATL	NCO	Dominica	TP	t1																																		17	0.00	100.00
CER	ATL	NCO	Dominica	TP	t2																																		17		

Table 1-j. SCRS catalogue: COM(MD) (Scomberomorus commerson)

		T1 Total																																							
		688	1081	1398	1032	1164	1110	1007	1166	1941	1769	1634	1033	1101	1622	1861	1932	1670	987	645	540	752	828	1089	1183	1192	880	68	135	71	0										
Score:		0.00																							Rank	%	%cum														
Species	Stock	Status	FlagName	GearGrp	DSet	1994	1995	1996	1997	1998	1999	2000	2001	2002	2003	2004	2005	2006	2007	2008	2009	2010	2011	2012	2013	2014	2015	2016	2017	2018	2019	2020	2021	2022	2023						
COM	MED	CP	Egypt	UN	t1	270	530	1071	594	576	562	548	778	1301	903	986	426	1087	1564	1810	1689	1578	939	494	478	658	699	895	1019	1017	696						1	73.36	73.36		
COM	MED	CP	Egypt	UN	t2	-1	-1	-1	-1	-1	-1	-1	-1	-1	-1	-1	-1	-1	-1	-1	-1	-1	-1	-1	-1	-1	-1	-1	-1	-1	-1	-1	-1	-1	-1	-1	-1	-1	1		
COM	MED	CP	Algerie	UN	t1	418	506	277	357	511	475	405	350	597	839	609	575																						2	18.74	92.11
COM	MED	CP	Algerie	UN	t2	-1	-1	-1	-1	-1	-1	-1	-1	-1	-1	-1	-1	-1	-1	-1	-1	-1	-1	-1	-1	-1	-1	-1	-1	-1	-1	-1	-1	-1	-1	-1	-1	-1	2		
COM	MED	NCO	Palestine	UN	t1	45	50	81	77	73	73	54	38	43	27	39	32	14	58	51	154	45	9	17	20	43	38	82	70	64	83	68	135	71				3	5.01	97.12	
COM	MED	NCO	Palestine	UN	t2	-1	-1	-1	-1	-1	-1	-1	-1	-1	-1	-1	-1	-1	-1	-1	-1	-1	-1	-1	-1	-1	-1	-1	-1	-1	-1	-1	-1	-1	-1	-1	-1	-1	3		
COM	MED	NCO	Israel	UN	t1																																		4	1.92	99.04
COM	MED	NCO	Israel	UN	t2																																		4		
COM	MED	NCO	Lebanon	UN	t1																																		5	0.96	100.00
COM	MED	NCO	Lebanon	UN	t2																																		5		

2025 SMALL TUNAS SPECIES GROUP MEETING – HYBRID, OLHÃO, 2025

Table 1-k. SCRS catalogue: FRI(AT) (Axiis hazzard)

Score: 4.72		T1 Total	13332	11816	13871	13980	14332	10589	8680	10151	5742	6096	8832	6154	8429	9789	7861	12384	14215	15471	18287	17597	17149	17074	21814	15703	17755	18307	18119	20660	18542	15317					
Species	Stock	Status	FlagName	GearGrp	Dset	1994	1995	1996	1997	1998	1999	2000	2001	2002	2003	2004	2005	2006	2007	2008	2009	2010	2011	2012	2013	2014	2015	2016	2017	2018	2019	2020	2021	2022	2023		
FRI	ATL	CP	EU-España	PS	t1	4244	4274	5440	4020	3698	3773	3385	4286	1498	2533	2450	1451	1430	2847	2237	3696	4017	3891	7292	3958	4447	3142	4205	2915	2089	2307	1826	2428	2874	2385		
FRI	ATL	CP	EU-España	PS	t2	abc	abc	abc	abc	abc	abc	abc	abc	abc	abc	abc	abc	abc	abc	abc	abc	abc	abc	abc	abc	abc	abc	abc	abc	abc	abc	abc	abc	abc	abc	abc	
FRI	ATL	CP	EU-France	PS	t1	4146	2423	2906	1662	1794	1836	2333	2175	865	1217	1464	1185	644	684	222	708	1301	962	1426	1694	1629	1239	1452	1317	1661	1526	1030	1627	1962	1372		
FRI	ATL	CP	EU-France	PS	t2	abc	abc	abc	abc	abc	abc	abc	abc	abc	abc	abc	abc	abc	abc	abc	abc	abc	abc	abc	abc	abc	abc	abc	abc	abc	abc	abc	abc	abc	abc	abc	
FRI	ATL	CP	Curacao	PS	t1	590	1157	1010	1159	1122	989	710	505	474	29	205	135	521	589	233	374	452	630	1680	1151	1124	1576	1414	750	1071	1589	249	163				
FRI	ATL	CP	Curacao	PS	t2	ab	ab	ab	a	ab	ab	ab	ab	ab	ab	ab	ab	ab	ab	ab	ab	ab	ab	ab	ab	ab	ab	ab	ab	ab	ab	ab	ab	ab	ab	ab	
FRI	ATL	CP	Cape Verde	PS	t1	36	36	36	36	36	36	36	36	36	36	36	36	36	36	36	36	36	36	36	36	36	36	36	36	36	36	36	36	36	36	36	36
FRI	ATL	CP	Cape Verde	PS	t2	a	a	a	a	a	a	a	a	a	a	a	a	a	a	a	a	a	a	a	a	a	a	a	a	a	a	a	a	a	a		
FRI	ATL	CP	Panama	PS	t1	341	328	240	91																												
FRI	ATL	CP	Panama	PS	t2	ab	ab	ab	ab	b																											
FRI	ATL	NCO	Mixed flags (EU tropical)	PS	t1																																
FRI	ATL	NCO	Mixed flags (EU tropical)	PS	t2				b	b	b																										
FRI	ATL	CP	Cape Verde	HS	t1																																
FRI	ATL	CP	Cape Verde	HS	t2																																
FRI	ATL	CP	Senegal	PS	t1	309	309		101																												
FRI	ATL	CP	Senegal	PS	t2	-1	-1		-1																												
FRI	ATL	CP	Venezuela	UN	t1	2597	2597	2758	2578	1926	1524																										
FRI	ATL	CP	Venezuela	UN	t2	-1	-1	-1	-1	-1	-1																										
FRI	ATL	CP	Ghana	PS	t1				33	221	118	39	31		3		1410	1344	878	1901	2580	1462	1840	1651													
FRI	ATL	CP	Ghana	PS	t2			b	ab	ab	ab	ab	ab	ab	ab	ab	b	b	b	ab	b	b	b	b	b	b	b	b	b	b	b	b	b	b	b	b	
FRI	ATL	CP	Mauritania	TW	t1																																
FRI	ATL	CP	Mauritania	TW	t2																																
FRI	ATL	CP	Maroc	PS	t1	69	510	592	2653	1716	690	539	449	347	194	352	173	11	11	42	3	3	302	230	30	8	18	40	50	1	21	110	46	44	95		
FRI	ATL	CP	Maroc	PS	t2	ab	ab	ab	ab	ab	ab	ab	ab	ab	ab	ab	ab	ab	ab	ab	ab	ab	ab	ab	ab	ab	ab	ab	ab	ab	ab	ab	ab	ab	ab	ab	ab
FRI	ATL	CP	Côte d'Ivoire	GN	t1	3	0	1	821	2	31	1356	4	354	541	14	813	161	297	38	2832	261	131	310	81	2	89	178	105	2	38						
FRI	ATL	CP	Côte d'Ivoire	GN	t2			a	a	a	a	a	a	a	a	a	a	a	a	a	a	a	a	a	a	a	a	a	a	a	a	a	a	a	a		
FRI	ATL	CP	Cape Verde	HL	t1	4	1	7	18	9	11	181	49	5	2	6	28	18	1	5	5	1195	3195	3195													
FRI	ATL	CP	Cape Verde	HL	t2	a	ab	ab	ab	ab	ab	a	a	a	a	a	a	a	a	a	a	a	a	a	a	a	a	a	a	a	a	a	a	a	a	a	
FRI	ATL	CP	S Tomé e Príncipe	PS	t1						200	200	200	200	234	215	290																				
FRI	ATL	CP	S Tomé e Príncipe	PS	t2						-1	-1	-1	-1	-1	-1	-1																				
FRI	ATL	CP	El Salvador	PS	t1																																
FRI	ATL	CP	El Salvador	PS	t2																																
FRI	ATL	CP	Russian Federation	TW	t1				1501	477	12	25	308	56	56	63	6	5	12	113	270	912	113	217	139	249	545	389	430	305	753	153	115	136			
FRI	ATL	CP	Russian Federation	TW	t2				-1	-1	-1	-1	-1	-1	-1	-1	-1	-1	-1	-1	-1	-1	-1	-1	-1	-1	-1	-1	-1	-1	-1	-1	-1	-1	-1	-1	-1
FRI	ATL	CP	Senegal	GN	t1	9	0	0	0	7	0	0	0	13	282	124	82	118	313	3	67	172	333	1	21	279											
FRI	ATL	CP	Senegal	GN	t2	a	a	a	a	-1	-1	-1	-1	-1	-1	-1	-1	-1	-1	-1	-1	-1	-1	-1	-1	-1	-1	-1	-1	-1	-1	-1	-1	-1	-1	-1	-1
FRI	ATL	CP	Ghana	BB	t1																																
FRI	ATL	CP	Ghana	BB	t2			b																													
FRI	ATL	CP	Brazil	BB	t1	322	300	524	102	120	166	106	64	292	860	339	299	410	174	134	207	204	278	179	88	120	121	169	325	113	89	21	53	43	17		
FRI	ATL	CP	Brazil	BB	t2	a	a	a	a	a	a	a	a	a	a	a	a	a	a	a	a	a	a	a	a	a	a	a	a	a	a	a	a	a	a	a	
FRI	ATL	CP	EU-Latvia	TW	t1																																
FRI	ATL	CP	EU-Latvia	TW	t2																																
FRI	ATL	CP	Belize	PS	t1				33																												
FRI	ATL	CP	Belize	PS	t2			a			ab	ab																									
FRI	ATL	CP	Gambia	LL	t1																																
FRI	ATL	CP	Gambia	LL	t2																																
FRI	ATL	CP	Guinée Rep	PS	t1			7																													
FRI	ATL	CP	Guinée Rep																																		

2025 SMALL TUNAS SPECIES GROUP MEETING – HYBRID, OLHÃO, 2025

Table 1-I. SCRS catalogue: KGM(AT) (*Scomberomorus cavalla*)

Score: 0.98		T1 Total	14777	14930	17782	19815	16394	17717	16342	15408	17258	15863	12830	11766	8252	17936	7344	7826	11697	10452	10151	9712	11039	9913	10838	11257	11844	10058	14660	8788	8731	17649	Rank	%	%cum					
Species	Stock	Status	FlagName	GearGrp	DSet	1994	1995	1996	1997	1998	1999	2000	2001	2002	2003	2004	2005	2006	2007	2008	2009	2010	2011	2012	2013	2014	2015	2016	2017	2018	2019	2020	2021	2022	2023					
KGM	ATL	CP	USA	RR	t1	5878	5246	4731	5933	4732	3660	4448	4358	3952	4619	4619	4619	4619	4619	4619	4619	4619	4619	4619	4619	4619	4619	4619	4619	4619	4619	4619	4619	4619	4619	4619	1	30.54	30.54	
KGM	ATL	CP	USA	RR	t2	-1	-1	-1	-1	-1	-1	-1	-1	-1	-1	-1	-1	-1	-1	-1	-1	-1	-1	-1	-1	-1	-1	-1	-1	-1	-1	-1	-1	-1	-1	-1	1			
KGM	ATL	CP	Mexico	LL	t1	3097	3214	4661	4661	3583	4121	3688	4200	4453	4369	4564	3447	4201	3526	3113	3186	3040	3130	3090	3335	3019	3281	3130	3233	3825	3231	2505	1821	1003	1776	2	26.09	56.63		
KGM	ATL	CP	Mexico	LL	t2	-1	-1	-1	-1	-1	-1	-1	-1	-1	-1	-1	-1	-1	-1	-1	-1	-1	-1	-1	-1	-1	-1	-1	-1	-1	-1	-1	-1	-1	-1	-1	2			
KGM	ATL	CP	USA	HL	t1	928	1105	1297	1532	1335	1363	1436	1370	1402	1680	1672	1487	1823	12506	2063	3058	2635	2318	2034	1691	2179	1853	2145	2495	2311	2309	2006	1822	1342	1473	3	16.62	73.25		
KGM	ATL	CP	USA	HL	t2	-1	-1	-1	-1	-1	-1	-1	-1	-1	-1	-1	-1	-1	-1	-1	-1	-1	-1	-1	-1	-1	-1	-1	-1	-1	-1	-1	-1	-1	-1	-1	3			
KGM	ATL	CP	Brazil	UN	t1	1365	1328	2887	2398	3595	3595	2344	200	2316	3311	247	201	315	33	0																		4	6.20	79.46
KGM	ATL	CP	Brazil	UN	t2	-1	-1	-1	-1	-1	-1	-1	-1	-1	-1	-1	-1	-1	-1	-1	-1	-1	-1	-1	-1	-1	-1	-1	-1	-1	-1	-1	-1	-1	-1	-1	-1	4		
KGM	ATL	CP	Venezuela	UN	t1	2484	2485	2139	2139	340	2424	2424	2424	2424																								5	4.96	84.41
KGM	ATL	CP	Venezuela	UN	t2	-1	-1	-1	-1	-1	-1	-1	-1	-1	-1	-1	-1	-1	-1	-1	-1	-1	-1	-1	-1	-1	-1	-1	-1	-1	-1	-1	-1	-1	-1	-1	-1	5		
KGM	ATL	CP	Trinidad and Tobago	UN	t1	471	1029	875	746	447	432	410	1457	801	577	747	661	566	1043	1001	1001	720	391	494	494		494	494	494	494	494	494	494	494	494	494	494	6	4.71	89.12
KGM	ATL	CP	Trinidad and Tobago	UN	t2	-1	-1	-1	-1	-1	-1	-1	-1	-1	-1	-1	-1	-1	-1	-1	-1	-1	-1	-1	-1	-1	-1	-1	-1	-1	-1	-1	-1	-1	-1	-1	-1	6		
KGM	ATL	CP	Angola	TW	t1																																7	2.61	91.73	
KGM	ATL	CP	Angola	TW	t2																																	7		
KGM	ATL	CP	USA	GN	t1	75	280	415	353	340	486	244	240	194	195	281	422	315	309	376	451	345	272	230	253	323	287	289	288	287	324	288	307	312	316	8	2.34	94.07		
KGM	ATL	CP	USA	GN	t2	-1	-1	-1	-1	-1	-1	-1	-1	-1	-1	-1	-1	-1	-1	-1	-1	-1	-1	-1	-1	-1	-1	-1	-1	-1	-1	-1	-1	-1	-1	-1	-1	8		
KGM	ATL	CP	USA	TR	t1	544	371	281	540	431	447	596	561	343	375	478	559	665	655	557																		9	1.90	95.97
KGM	ATL	CP	USA	TR	t2	-1	-1	-1	-1	-1	-1	-1	-1	-1	-1	-1	-1	-1	-1	-1	-1	-1	-1	-1	-1	-1	-1	-1	-1	-1	-1	-1	-1	-1	-1	-1	-1	9		
KGM	ATL	NCC	Guyana	GN	t1				270	440	398	214	239	267	390	312	245	168	326	174	91	59	75	90	99		358	314	192	143								10	1.25	97.22
KGM	ATL	NCC	Guyana	GN	t2	-1	-1	-1	-1	-1	-1	-1	-1	-1	-1	-1	-1	-1	-1	-1	-1	-1	-1	-1	-1	-1	-1	-1	-1	-1	-1	-1	-1	-1	-1	-1	-1	10		
KGM	ATL	CP	USA	UN	t1	403	344	333	358	531	494	38	37	94	74	48	27	16	6	11	32	26	19	14	3	1	1	0	0								11	0.75	97.97	
KGM	ATL	CP	USA	UN	t2	-1	-1	-1	-1	-1	-1	-1	-1	-1	-1	-1	-1	-1	-1	-1	-1	-1	-1	-1	-1	-1	-1	-1	-1	-1	-1	-1	-1	-1	-1	-1	-1	11		

2025 SMALL TUNAS SPECIES GROUP MEETING – HYBRID, OLHÃO, 2025

Table 1-m. SCRS catalogue: LTA(AT) (Euthynnus alletteratus)

Score: 4.13			T1 Total	13202	10381	9453	12804	12804	9407	11830	13955	14080	16327	14918	10873	8320	16472	11954	14170	20910	21679	16679	17011	10619	17456	19097	14338	19134	15793	14094	13390	17731	14729								
Species	Stock	Status	FlagName	GearGrpDset	1994	1995	1996	1997	1998	1999	2000	2001	2002	2003	2004	2005	2006	2007	2008	2009	2010	2011	2012	2013	2014	2015	2016	2017	2018	2019	2020	2021	2022	2023	Rank	%	%cum				
LTA	ATL	CP	Senegal	GN	t1	2912	2577	1096	1572	2146	414	2718	4405	1752	3287	2168	1401	1360	1240	2395	4667	5244	3575	2052	5360	2864	4271	2115	1010	851	1512	2598	2629	494	734	1	16.44	16.44			
LTA	ATL	CP	Senegal	GN	t2	ab	ab	ab	ab	ab	ab	ab	ab	ab	ab	ab	ab	ab	ab	ab	ab	ab	ab	ab	ab	ab	ab	ab	ab	ab	ab	ab	ab	ab	ab	2	11.75	28.18			
LTA	ATL	CP	USA	RR	t1	1093	1237	2005	1530	1255	1145	988	1057	931	813	1141	517	1018	1051	661	836	1316	1554	2417	2058	2374	3231	2610	2109	1941	2363	2056	1911	5042	2787	2	7.73	35.91			
LTA	ATL	CP	Mauritania	TW	t1	ab	ab	b	ab	ab	ab	ab	ab	ab	ab	ab	ab	ab	ab	ab	ab	ab	ab	ab	ab	ab	ab	ab	ab	ab	ab	ab	ab	ab	ab	3	6.71	42.62			
LTA	ATL	CP	Mauritania	TW	t2																															3					
LTA	ATL	CP	Côte d'Ivoire	GN	t1	251	253	250	155	136	9	123	1	0																							4	6.71	42.62		
LTA	ATL	CP	Côte d'Ivoire	GN	t2																																4				
LTA	ATL	CP	EU-España	PS	t1	1127	464	339	380	394	199	751	1197	209	656	997	206	213	1253	944	1181	1411	2232	1173	775	1285	2346	2363	1428	929	1190	841	341	997	881	5	6.61	49.23			
LTA	ATL	CP	EU-España	PS	t2	b	abc	abc	abc	abc	abc	abc	b	b	b	b	b	b	b	b	b	b	b	b	b	b	b	b	b	b	b	b	b	b	b	b	5	5.29	54.52		
LTA	ATL	CP	Ghana	BB	t1	994	513	85	1396	250	169	255	296	2346	4099	5533	3437	451	564	312	651	401	245	589	417													6	5.29	54.52	
LTA	ATL	CP	Ghana	BB	t2	a	a	ab	ab	a	a	a	a	a	a	a	a	a	a	a	a	a	a	a	a	a	a	a	a	a	a	a	a	a	a	a	6				
LTA	ATL	CP	Senegal	HL	t1	668	389	364	288	408	427	320	353	148	208	337	643	530	178	168	365	376	824	224	526	519	667	1792	1791	1851	2740	465	1069	297	2936	7	5.03	59.55			
LTA	ATL	CP	Senegal	HL	t2	ab	ab	ab	ab	ab	ab	ab	ab	ab	ab	ab	ab	ab	ab	ab	ab	ab	ab	ab	ab	ab	ab	ab	ab	ab	ab	ab	ab	ab	ab	ab	ab	7			
LTA	ATL	CP	EU-France	PS	t1	1264	327	413	540	777	595	833	1192	396	710	1058	367	215	262	122	241	913	1066	705	720	571	1098	804	760	802	825	430	1037	1367	848	8	4.88	64.43			
LTA	ATL	CP	EU-France	PS	t2	abc	abc	abc	b	ab	abc	abc	b	b	b	b	abc	abc	b	abc	abc	abc	abc	abc	abc	abc	abc	abc	abc	abc	abc	abc	abc	abc	abc	abc	abc	8			
LTA	ATL	CP	Senegal	TR	t1	653	593	511	873	818	556	297	210	759	896	993	650	1936	2397	2543	646	668	492	455														9	4.68	69.11	
LTA	ATL	CP	Senegal	TR	t2	b	a	a	a	a	a	a	a	a	a	a	a	a	a	a	a	a	a	a	a	a	a	a	a	a	a	a	a	a	a	a	9				
LTA	ATL	CP	Ghana	PS	t1		28	629	109	137	452	434	2422	4442	1527	2301	332	771	433	1041	1064	756	685	721															10	4.21	73.32
LTA	ATL	CP	Ghana	PS	t2		ab	ab	ab	a	ab	ab	ab	a	a	a	a	a	a	a	a	a	a	a	a	a	a	a	a	a	a	a	a	a	a	a	10				
LTA	ATL	CP	Venezuela	UN	t1		1840	1840	2815	2247	2247	2247	2247																										11	3.56	76.88
LTA	ATL	CP	Venezuela	UN	t2																																	11			
LTA	ATL	NCO	Mixed flags (EU tropical)	PS	t1																																	12	3.17	80.05	
LTA	ATL	NCO	Mixed flags (EU tropical)	PS	t2																																	12			
LTA	ATL	CP	Brazil	UN	t1	1225	1059	834	507	920	920	605	615	615																									13	1.69	81.74
LTA	ATL	CP	Brazil	UN	t2																																	13			
LTA	ATL	CP	Angola	TP	t1	90	59	144	36	241	87	69	132	132																									14	1.53	83.27
LTA	ATL	CP	Angola	TP	t2																																		14		
LTA	ATL	CP	Cape Verde	PS	t1																																		15	1.48	84.75
LTA	ATL	CP	Cape Verde	PS	t2																																		15		
LTA	ATL	CP	Russian Federation	TW	t1																																		16	1.37	86.12
LTA	ATL	CP	Russian Federation	TW	t2																																		16		
LTA	ATL	CP	Angola	HL	t1																																		17	1.07	87.19
LTA	ATL	CP	Angola	HL	t2																																		17		
LTA	ATL	CP	Senegal	PS	t1	299			1440	1340	207	207	207	207																									18	0.98	88.17
LTA	ATL	CP	Senegal	PS	t2																																		18		
LTA	ATL	CP	Guinée Rep	PS	t1																																		19	0.98	89.15
LTA	ATL	CP	Guinée Rep	PS	t2																																		19		
LTA	ATL	CP	USA	HL	t1	0	7	5	1	53	37	52	80	66	85	94	139	134	165	210	212	233	199	158	163	149	225	239	201	126	168	173	129	169				20	0.84	89.99	
LTA	ATL	CP	USA	HL	t2																																		20		
LTA	ATL	CP	Panama	PS	t1																																		21	0.78	90.78
LTA	ATL	CP	Panama	PS	t2																																		21		
LTA	ATL	CP	S Tomé e Príncipe	PS	t1																																		22	0.66	91.43
LTA	ATL	CP	S Tomé e Príncipe	PS	t2																																				

2025 SMALL TUNAS SPECIES GROUP MEETING – HYBRID, OLHÃO, 2025

Table 1-n. SCRS catalogue: LTA(MD) (Euthynnus alletteratus)

Score: 0.88		T1 Total	1197	1894	2116	1601	2914	2876	3489	2988	2643	684	1439	1042	1808	1911	2259	2957	2170	3668	4186	4633	3605	6574	9788	15147	7886	9743	7346	5293	9111	10068	Rank	%	%cum				
Species	Stock	Status	FlagName	GearGrp	DSet	1994	1995	1996	1997	1998	1999	2000	2001	2002	2003	2004	2005	2006	2007	2008	2009	2010	2011	2012	2013	2014	2015	2016	2017	2018	2019	2020	2021	2022	2023				
LTA	MED	CP	Tunisie	PS	t1																	810	800	803	798	5165	6323	12434	4032	6152	4024	2940	5827	6551	1	42.59	42.59		
LTA	MED	CP	Tunisie	PS	t2																															2	14.42	57.01	
LTA	MED	CP	Türkiye	PS	t1																															3	6.51	63.52	
LTA	MED	CP	Türkiye	PS	t2																															4			
LTA	MED	CP	Tunisie	UN	t1																															5			
LTA	MED	CP	Tunisie	UN	t2																															6			
LTA	MED	CP	EU-Italy	PS	t1																															7			
LTA	MED	CP	EU-Italy	PS	t2																															8			
LTA	MED	CP	EU-Greece	PS	t1																															9			
LTA	MED	CP	EU-Greece	PS	t2																															10			
LTA	MED	CP	Syria	UN	t1																															11			
LTA	MED	CP	Syria	UN	t2																															12			
LTA	MED	CP	Algerie	PS	t1																															13			
LTA	MED	CP	Algerie	PS	t2																															14			
LTA	MED	CP	Algerie	LL	t1																															15			
LTA	MED	CP	Algerie	LL	t2																															16			
LTA	MED	CP	EU-Italy	LL	t1																															17			
LTA	MED	CP	EU-Italy	LL	t2																															18			
LTA	MED	CP	Egypt	PS	t1																															19			
LTA	MED	CP	Egypt	PS	t2																															20			
LTA	MED	CP	EU-España	TP	t1																															21			
LTA	MED	CP	EU-España	TP	t2																																22		
LTA	MED	CP	EU-España	PS	t1																																23		
LTA	MED	CP	EU-España	PS	t2																																24		
LTA	MED	CP	Libya	PS	t1																																25		
LTA	MED	CP	Libya	PS	t2																																26		
LTA	MED	CP	EU-España	UN	t1																																27		
LTA	MED	CP	EU-España	UN	t2																																28		
LTA	MED	CP	EU-Italy	GN	t1																																29		
LTA	MED	CP	EU-Italy	GN	t2																																30		
LTA	MED	NGO	NEI (MED)	UN	t1																																31		
LTA	MED	NGO	NEI (MED)	UN	t2																																32		
LTA	MED	NGO	Israel	UN	t1																																33		
LTA	MED	NGO	Israel	UN	t2																																34		
LTA	MED	CP	Algerie	TP	t1																																35		
LTA	MED	CP	Algerie	TP	t2																																36		
LTA	MED	CP	EU-España	LL	t1																																37		
LTA	MED	CP	EU-España	LL	t2																																38		
LTA	MED	CP	Algerie	UN	t1																																39		
LTA	MED	CP	Algerie	UN	t2																																40		
LTA	MED	CP	EU-Italy	UN	t1																																41		
LTA	MED	CP	EU-Italy	UN	t2																																42		

2025 SMALL TUNAS SPECIES GROUP MEETING – HYBRID, OLHÃO, 2025

Table 1-q. SCRS catalogue: WAH(AT) (Acanthocybium solandri)

Score: 0.98		T1 Total	2143	2408	2516	3104	2497	2972	2035	2318	2226	2067	2613	2467	1829	2581	2176	2354	2381	2844	3729	5235	3526	2954	17320	6881	6482	4894	8542	3218	4392	4073											
Species	Stock	Status	FlagName	GearGrpDset	1994	1995	1996	1997	1998	1999	2000	2001	2002	2003	2004	2005	2006	2007	2008	2009	2010	2011	2012	2013	2014	2015	2016	2017	2018	2019	2020	2021	2022	2023									
WAH	ATL	CP	Mauritania	PS	t1																20	10	1512		13310	4156	4841	2651	6891	598	339	151	1	30.16	30.16								
WAH	ATL	CP	Mauritania	PS	t2																														2	19.96	50.13						
WAH	ATL	CP	USA	RR	t1	334	624	542	615	498	733	535	549	763	695	601	473		1032	415	436	616	518	910	387	943	1102	1987	1133	476	911	604	437	2938	1012	2							
WAH	ATL	CP	USA	RR	t2																															3	7.63	57.76					
WAH	ATL	CP	Cape Verde	HL	t1																															4	4.01	61.77					
WAH	ATL	CP	Cape Verde	HL	t2																															5							
WAH	ATL	CP	Mauritania	LL	t1																															6							
WAH	ATL	CP	Mauritania	LL	t2																																7						
WAH	ATL	NCC	Chinese Taipei	LL	t1																															8							
WAH	ATL	NCC	Chinese Taipei	LL	t2																																9						
WAH	ATL	CP	Venezuela	UN	t1																																10						
WAH	ATL	CP	Venezuela	UN	t2	538	538	479	479	340	448																										11						
WAH	ATL	CP	S Tomé e Príncipe	PS	t1																																12						
WAH	ATL	CP	S Tomé e Príncipe	PS	t2																																	13					
WAH	ATL	NCO	St. Lucia	TR	t1																																	14					
WAH	ATL	NCO	St. Lucia	TR	t2																																	15					
WAH	ATL	CP	Brazil	LL	t1																																	16					
WAH	ATL	CP	Brazil	LL	t2																																		17				
WAH	ATL	CP	Cape Verde	TR	t1	299	370	473	517	330	499																											18					
WAH	ATL	CP	Cape Verde	TR	t2																																		19				
WAH	ATL	CP	Curacao	UN	t1	250	230	230	230	230	230	230	230	230	230	230	230	230	230	230	230	230	230	230	230	230	230	230	230	230	230	230	230	230	230	230		20					
WAH	ATL	CP	Curacao	UN	t2																																			21			
WAH	ATL	CP	Panama	LL	t1																																			22			
WAH	ATL	CP	Panama	LL	t2																																			23			
WAH	ATL	CP	USA	LL	t1	56	120	53	117	104	90	79	59	60	64	79	64	68	64	63	64	19	40	62	50	60	27	35	36	28	15	14	7	6	9		24						
WAH	ATL	CP	USA	LL	t2																																			25			
WAH	ATL	CP	UK-Bermuda	RR	t1	50	93	99	105	108	104	61	56	91	87	88	83	86	124	117	101	81																		26			
WAH	ATL	CP	UK-Bermuda	RR	t2																																			27			
WAH	ATL	CP	EU-España	BB	t1	20	15	25	25	29	28	32	38	46	48	47	214	55	65	38	70	48	86	32	47	33	29	35	34	60	44	39						28					
WAH	ATL	CP	EU-España	BB	t2																																			29			
WAH	ATL	CP	EU-España	PS	t1																																			30			
WAH	ATL	CP	EU-España	PS	t2																																			31			
WAH	ATL	CP	Brazil	UN	t1	23	1																																	32			
WAH	ATL	CP	Brazil	UN	t2																																			33			
WAH	ATL	NCO	St. Lucia	UN	t1	98	80	221	223	223																														34			
WAH	ATL	NCO	St. Lucia	UN	t2																																			35			
WAH	ATL	CP	Brazil	HL	t1																																			36			
WAH	ATL	CP	Brazil	HL	t2																																				37		
WAH	ATL	NCO	St. Lucia	HL	t1																																				38		
WAH	ATL	NCO	St. Lucia	HL	t2																																				39		
WAH	ATL	CP	Venezuela	LL	t1	4	2	7	8	17	18	4	6	10	5	7	13	9	27	4	22	25	19	32	30	21	30	64	51	45	46	40	31	56	85		40						
WAH	ATL	CP	Venezuela	LL	t2																																			41			
WAH	ATL	CP	St Vincent and Grenadines	LL	t1																																			42			
WAH	ATL	CP	St Vincent and Grenadines	LL	t2																																			43			
WAH	ATL	CP	Cape Verde	PS	t1																																			44			
WAH	ATL	CP	Cape Verde	PS	t2																																			45			
WAH	ATL	CP	Grenada	TR	t1	46	49	56	56	59	82	51	71	59	44																									46			
WAH	ATL	CP	Grenada	TR	t2																																				47		
WAH	ATL	CP	Panama	PS	t1																																			48			
WAH	ATL	CP	Panama	PS	t2																																			49			
WAH	ATL	CP	USA	HL	t1	1	8	4	8	1	35	25	25	21	30	32	22	21	28	18	21	18	25	27	21	22	21	35	33	36	27	14	15	14	16		50						
WAH	ATL	CP	USA	HL	t2																																			51			
WAH	ATL	NCO	Dominican Republic	UN	t1																																			52			
WAH	ATL	NCO	Dominican Republic	UN	t2																																			53			
WAH	ATL	CP	EU-France	PS	t1																																			54			
WAH	ATL	CP	EU-France	PS	t2																																			55			
WAH	ATL	CP	UK-Bermuda	TR	t1																																						