

**SIZE DISTRIBUTION OF ATLANTIC LITTLE TUNA (*Euthynnus alletteratus*)
CAUGHT BY SOUTH WESTERN SPANISH MEDITERRANEAN TRAPS AND
RECREATIONAL TRAWL FISHERY**

Macías, D.; Ortiz de Urbina J.M.; Gómez-Vives M.J., Godoy L., & de la Serna, J.M.

Instituto Español de Oceanografía. C.O. de Málaga. Pto Pesquero s/n, 29640, Fuengirola, España.

SUMMARY

Atlantic little tuna (*Euthynnus alletteratus*) is one of the most abundant small tuna species in the Mediterranean Sea. This species are commercially exploited in the Spanish coast by traditional fisheries, mainly tuna traps, but also is target by recreational coastal trawl fishery. The aim of this paper is to update biological information about this species in the Western Mediterranean and to show possible differences between these gear catches. Size and weight data were collected from a Spanish Mediterranean trap (la Azohia, Murcia) (100 specimens) and from recreational coastal fisheries (339). Data were collected along 2006 in order to determine size-weight relationships and size distributions of the population. The Atlantic little tuna collected in Traps ranging from 61 to 85 cm. in fork length (FL) and the specimens caught by the recreational fisheries from 36 to 46 cm. FL. Significant differences were found between both size distributions. The recreational fisheries target mainly juveniles and the traps mainly mature fishes. The size distribution of trawl catches showed a unique modal value (39.5 cm) suggesting that all specimens correspond to age class 1. The reproductive stock is mainly made of 4 age classes (2 to 5+). Our data indicates that age class 4 is totally recruited to the trap fishery and constitutes the main age class in the stock reproductive biomass. This and other biological aspects will be discussed in this paper.

KEYWORDS

Atlantic little tuna, size-weight relationships, size distribution, South Western Mediterranean.

1. INTRODUCTION

The Atlantic little tuna (*Euthynnus alletteratus*) distributes in temperate and tropical areas of Atlantic Ocean, Mediterranean and Black sea (Belloc, 1955; Valeiras and Abad, 2007). The species is usually found in coastal waters with swift currents, near shoals and around the warmer waters of thermal fronts and upwellings (Sabastes and recasens 2001, Demir, 1963).

The little tuna are abundant in the Spanish Mediterranean Sea where has been commercially exploited by seasonal artisanal fisheries (Sabatés and Recasens, 2001; Demir, 1963). In Spain, the species have been caught traditionally by seasonal coastal fisheries. Several fishing gears have been used to catch it: Traps and other minor fixed gears, purse-seine and hand-line (Uchida, 1981; Rey et al., 1984). Recreational fisheries also caught Atlantic Little tuna using coastal pelagic trawl.

In spite of the importance to local economy of this species, little is currently known about its biology. Early life stages knowledge is especially scarce. During the first life stages little tuna are not caught and juvenile life history is unknown. Immature fish appear in fishery from around 30 cm in fork length. The maximum reported age is 8 years (Landau, 1965; Johnson, 1983; Cayré and Diouf, 1983; Kahraman, 1999) The size at first maturity is about 42 cm. FL. in the Eastern tropical Atlantic (anonymous, 2006).

Along 2006, sampling effort was focused on collected little tuna samples to improve biological knowledge in both tuna traps and recreational coastal trawl fishery in western Mediterranean. The aim of this paper is to update the biological information of small tuna caught in these gears and show possible differences between their catches characteristics.

2. MATERIAL AND METHODS

A total of 439 Atlantic Little tunas were collected in 2006; 100 coming from Tuna Trap of “La Azohía” at Mediterranean coast of Spain and 339 from Alicante coming from recreative coastal trawl fishery (**figure 1**). For each specimen, fork length (FL) (to the nearest inferior cm) and round weight were determined.

Pairs of observations on length and round weight were used to fit length-weight relationships. The model used to fit it was the classic potential model. $Weight = a Length^b$. Equation parameters were calculated using a logarithm transformation: $Ln (weight) = Ln (a) + b Ln (length)$. GLM analysis was used to compare the length-weight relationships obtained with those reported previously.

3. Results and Discussion

3.1. Size distribution

Size distribution of Atlantic little tuna caught by the trap and recreational fisheries are summarized in the **figure 2**. The **table I**. Show descriptive statistics for the catches of the species in both gears.

The size distribution of *Euthynnus alletteratus* caught by traps shows a multi-modal value (**figure 2**, blue bars). The first mode around 62-63cm corresponds to the age class 2. The following other modal values corresponds successively to the age classes 3 (66 cm.), 4 (75 cm.) and 5+ (82 cm.) (Valeiras et al., 2007). The most important cohort in the tuna trap catches corresponds to the age class 4. The oldest exemplars in the catches were over 5 years old (Valeiras et al., 2007).

Regarding the size distribution of LTA caught by the trawl recreational fishery, the **figure 2** (Red bars) shows a unique modal value around 39 cm. All these specimens correspond to the age class 1 (**figure 3**).

In summary, traps target the reproductive fraction of the population and the trawl recreational fishery the juvenile ones.

3.2. Length-weight relationships

Pairs of observations on length and round weight were used to obtain the following size-weight relationship:

$$\text{Total weight} = 1.6989\text{E}^{-05} * \text{FL}^{2.966711}$$

The observed and expected values of Atlantic small tuna length- weight pairs are showed in the **figure 4**. The regression statistics are summarized in the tables II, and residual analysis in table III. Both gear catches fit the same size-weight relationship (Adjusted R-squared: 0.9869) although pairs of values are far apart in the size-weight curve.

REFERENCES

- ANONYMOUS, 2006. Report for biennial period, 2004-05 PART II (2005)- Vol 2., Executive summaries on species: Small Tunas: 128-135.
- BELLOC, G. 1955. Les thons de la Méditerranée . Deuxième note: Thonine et Bonite. FAO Proc. Gen. Fish. Counc. Medit. N° 3 (52): 471-486.
- CAYRÉ, P.M. and T. Diouf, 1983. Estimating age and growth of little tunny, *Euthynnus alletteratus*, off the coast of Senegal, using dorsal fin spine sections. U.S. Department of Commerce, NOAA Tech. Rep., NMFS, 8: 105-110.
- DEMIR, M. 1963. Synopsis of biological data of bonito, *Sarda sarda* (Bloch). FAO Fish. Rep., 6: 101-129.
- JONHSON, A.G., 1983. Comparison of Dorsal Spines and Vertebrae as Ageing Structures for Little Tunny, *Euthynnus alletteratus*, from the Northeast Gulf of Mexico. U.S. Department of Commerce, NOAA Tech. Rep. NMSF 8: 111-115.
- KAHRAMAN, A.E., 1999. Age and Growth of Atlantic little tuna (*Euthynnus alletteratus* Raf., 1810) in Turkish waters. Istanbul University, Institute of Science, Fisheries Program, PhD Thesis, Istanbul.
- LANDAU, R., 1965. Determination of Age and Growth Rate in *Euthynnus alletteratus* and *Euthynnus affinis* Using Vertebrae. Rapports et Proces. Verbaux des Reunions. Publié par les Soins de Jean Furnesting Commission Internationale por L'Exploration Scientifique de la Mediterranée, Vol. XVIII, Fas. I, 241-244.
- REY, J.C., A lot E. and Ramos, A. 1984. Sinopsis biológica del Bonito, *Sarda sarda* (Bloch), del Mediterráneo y Atlántico Este. ICCAT Coll. Vol. Sci. Pap., XX (2): 469-502.
- SABATÉS, A. and Recasens, L. 2001. Seasonal distribution and spawning of small tunas, *Auxis rochei* (Risso) and *Sarda sarda* (Bloch) in the Northwestern Mediterranean. SCI. Mar., 65 (2): 95-100.
- UCHIDA, R.N. 1981. Synopsis of biological data on Frigate Tuna, *Auxis thazard*, and Bullet Tuna, *Auxis rochei* . FAO Fish. Synop., 124.
- VALEIRAS, J. and Abad, E., 2007. ICCAT Field Manual. Chapter 2. Description of Species. 2.1 Species Directly Covered by the Convention. 2.2.11. Small tuna. (in press).
- VALEIRAS, J., Macías, D. Gómez, M.J., Lema, L., Godoy, D., Ortiz de Urbina, J.M., and de la Serna, J.M. 2007. Age and Growth of Atlantic Little Tuna (*Euthynnus alletteratus*) in Western Mediterranean Sea. ICCAT Coll. Vol. Sci. Pap., SCRS 2007/140 (in press).

Table I. Length descriptive statistic of Atlantic little tuna caught by traps and trawl. Length values in cm.

Size distribution LTA	Traps	Trawl
Mean	73,9	40,3
Error típico	0,5	0,1
Median	74,5	40,0
Mode	73,0	39,5
Standard deviance	4,6	1,7
Sample Variance	21,4	2,7
Curtosis	0,8	0,8
Range	23,6	10,8
Minimum	61,4	36,0
Maximum	85,0	46,8
Count	100,0	339,0
Nivel de confianza(95,0%)	0,9	0,2

Table II. Size-weight regression statistics of Atlantic little tuna.

<i>Coefficients:</i>				
	Estimate	Std. Error	t value	Pr(> t)
(Intercept)	-10.2077	0.5991	-17.037	<2e-16 ***
LnLH	2.7869	0.1393	20.010	<2e-16 ***
GearTROL	-0.4815	0.7417	-0.649	0.517
lnLH:GearTROL	0.1001	0.1828	0.548	0.584

(Dispersion parameter for gaussian family taken to be 0.007814931)
 Null deviance: 262.2065 on 438 degrees of freedom
 Residual deviance: 3.3995 on 435 degrees of freedom
 AIC: -878.1
 Number of Fisher Scoring iterations: 2

Table III. Residual statistical analysis.

Model: gaussian, link: identity					
Response: lnW					
Terms added sequentially (first to last)					
	Df	Deviance	Resid. Df	Resid.Dev	P(> Chi)
NULL			438	262.206	
LnLH	1	258.790 437	437	3.417	0.000
Gear	1	0.015	436	3.402	0.170
lnLH:Gear	1	0.002	435	3.399	0.584

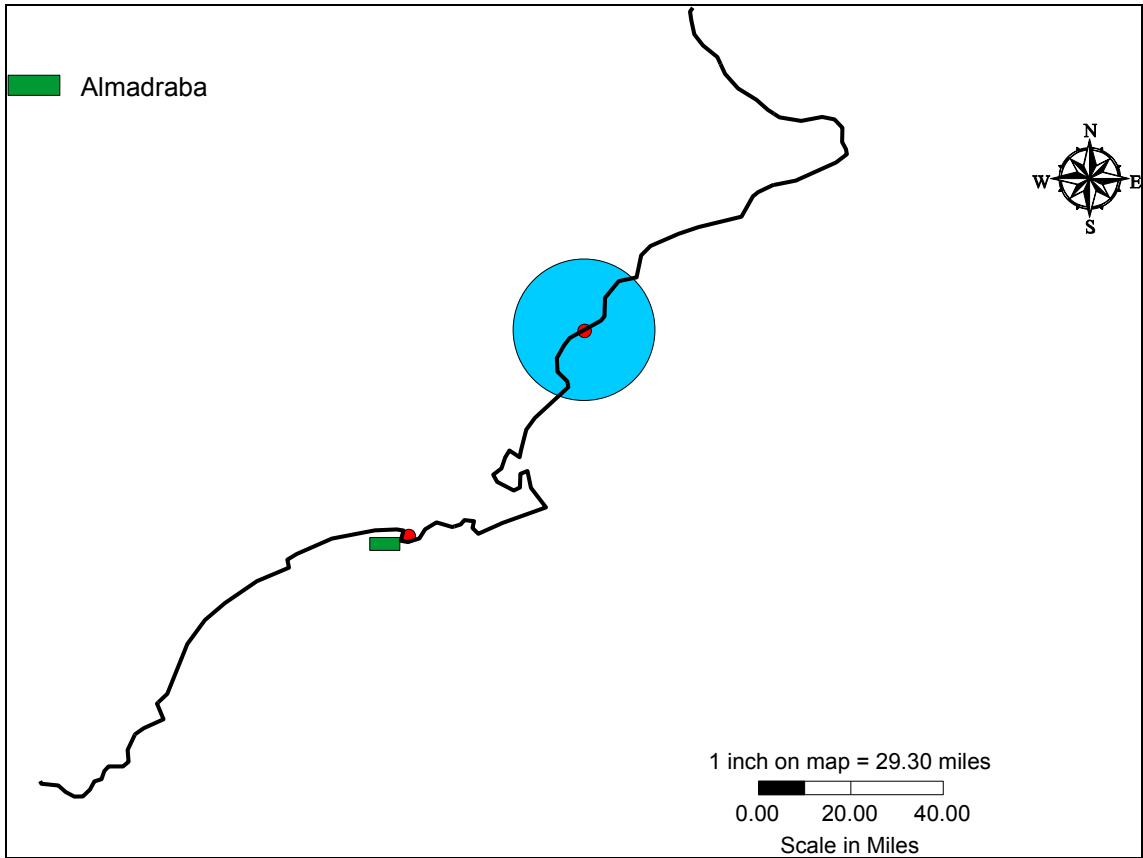


Figure 1. Study area. Tuna trap of “La Azohía” (Green) and recreational trawl fishery fishing ground (Blue).

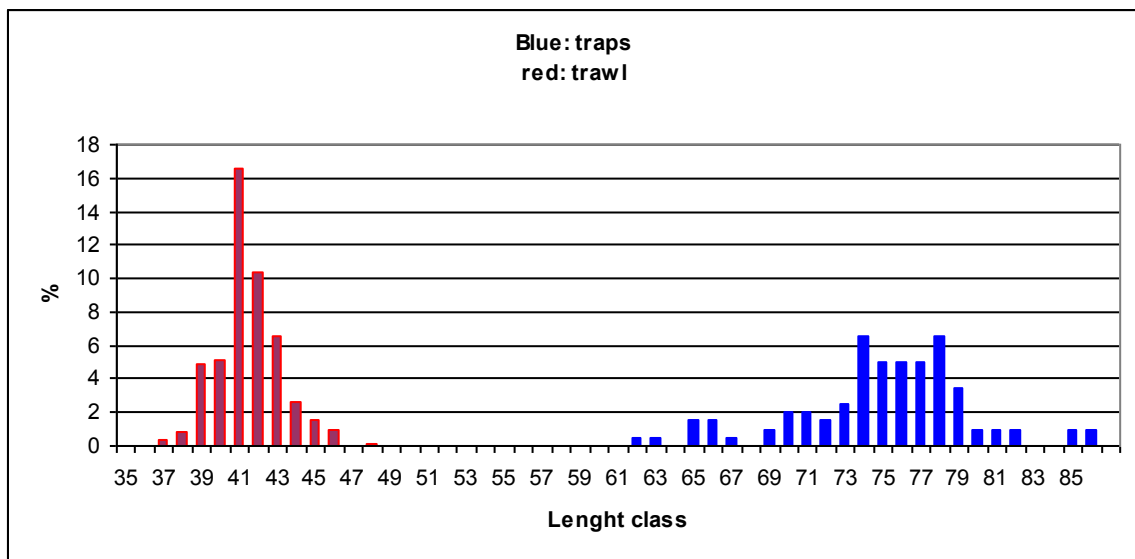


Figure 2. Size distribution of *Euthynnus alletteratus* caught by trawl recreational fishery (red) and Tuna traps (blue).

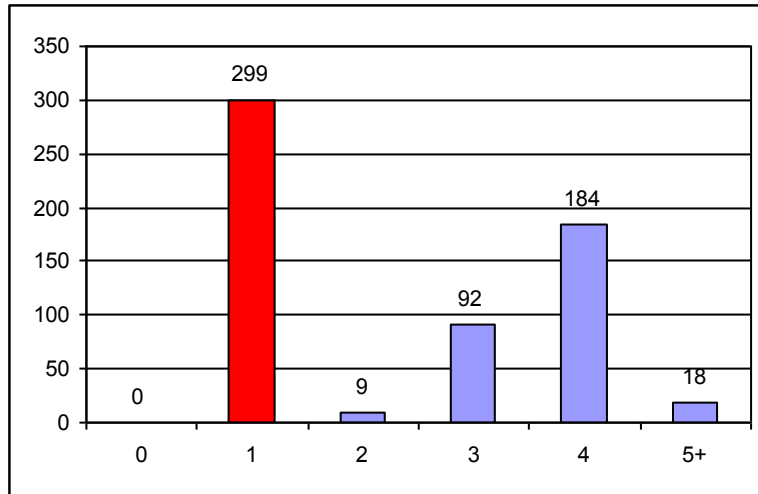


Figure 3. Age distribution of *Euthynnus alletteratus* caught by trawl Recreational fishery (red) and Tuna traps (blue).

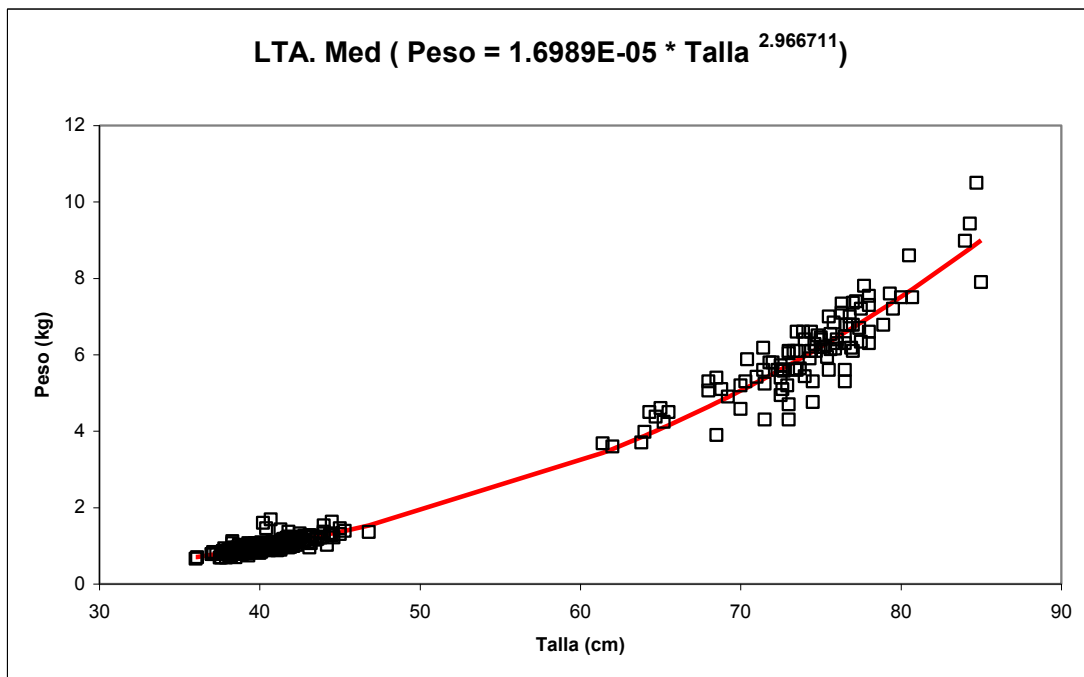


Figure 4. Size-weight relationship of *Euthynnus alletteratus*.