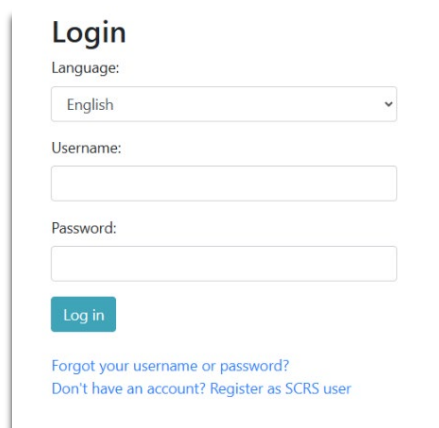


## SCRS User registration

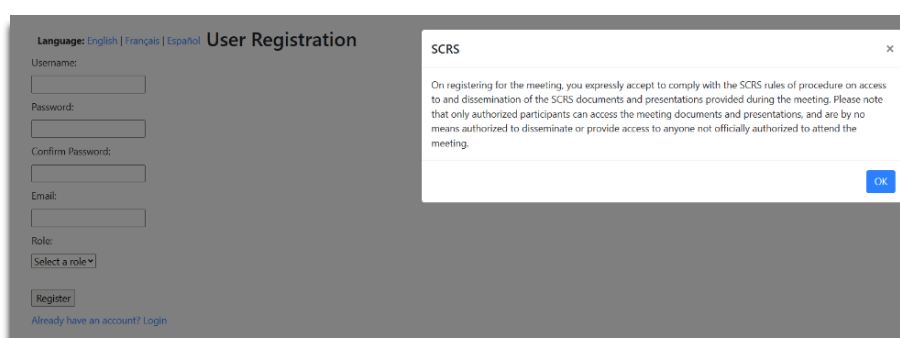
Go to: <https://www.iccat.int/DocsComm/loginscrs.php>



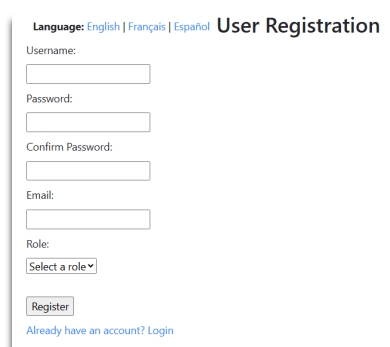
The login form is titled "Login". It includes a "Language:" dropdown menu with "English" selected. Below this are input fields for "Username:" and "Password:". A blue "Log in" button is positioned below the password field. At the bottom, there are two links: "Forgot your username or password?" and "Don't have an account? Register as SCRS user".

In this page you can select a Language for the menu. Please note that for the initial registration you do not need to fill in the "Username" or "Password", this information is requested in the next step.

To request SCRS User registration, click on "[Don't have an Account? Register as SCRS User](#)". The following message will appear "On registering for the meeting, you expressly accept to comply with the SCRS rules of procedure on access to and dissemination of SCRS documents and presentations provided during the meeting. Please note that only authorised participants can access the meeting documents and presentations, and that under no circumstances are they authorised to distribute or provide access to any person who is not officially authorised to attend the meeting."



The "User Registration" form is displayed on a dark background. It includes fields for "Username:", "Password:", "Confirm Password:", "Email:", and "Role:" (with a "Select a role" dropdown). A "Register" button is at the bottom, along with a link "Already have an account? Login". An "SCRS" modal window is open, displaying the disclaimer text: "On registering for the meeting, you expressly accept to comply with the SCRS rules of procedure on access to and dissemination of the SCRS documents and presentations provided during the meeting. Please note that only authorized participants can access the meeting documents and presentations, and are by no means authorized to disseminate or provide access to anyone not officially authorized to attend the meeting." An "OK" button is in the bottom right of the modal.



The "User Registration" form is shown on a light background. It includes fields for "Username:", "Password:", "Confirm Password:", "Email:", and "Role:" (with a "Select a role" dropdown). A "Register" button is at the bottom, along with a link "Already have an account? Login".

Once accepted, the [User Registration](#) page will be displayed where the required information should be completed.

Language: English | Français | Español **User Registration**

Registration successful. Please verify your email to activate your account.

Username:

Password:

Confirm Password:

Email:


Role:  
 Select a role ▼

[Already have an account? Login](#)

Once the information has been completed and sent, you will see a message informing you that you will receive an email to activate your account.

**Verify your account** ▶ Recibidos x

**Registration verification for meetings**  
para mí ▼

 Traducir al español X

Hello Pepito,

Please verify your account by clicking the following link:  
[Verify your account](#)

Thank you!

In the verification email you receive, click on “[Verify your account](#)”.

**Complete Registration**

First Name:

Last Name:

Party/Entity/Fishing Entity:  
 -- Select option -- ▼

The page “[Complete Registration](#)” will open and you must complete the required information.

Once this information has been saved, you will see the following message “[Your information was saved](#)”.

**Your information was saved. When authorized, you will receive a confirmation email.**  
**You will be redirected in 1 seconds.**

**Login**

Language:  
 English ▼


Username:

Password:

[Forgot your username or password?](#)  
[Don't have an account? Register as SCRS user](#)

You will be redirected to the web:  
<https://www.iccat.int/DocsComm/loginscrs.php>

**Account Authorization** ▶ Recibidos x

 **Meeting Registration Completed**  
para mí ▼

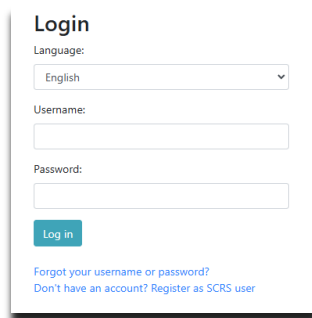
Hello JGallejo,

Your account has been authorized. You can access it using the following link:  
<https://www.iccat.int/DocsComm/loginscrs.php>

Thank you!

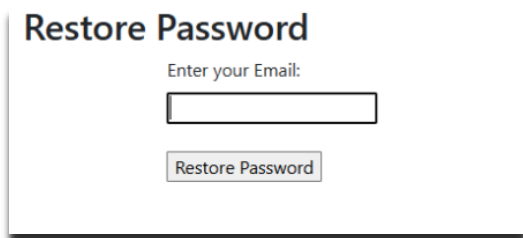
Once your account has been authorised by your delegation, you will receive a confirmation email indicating that your account has been authorised and you will be able to access it via the link provided in the email.

## Have you forgotten your User or Password?



The login form is titled "Login". It includes a "Language:" dropdown menu with "English" selected. Below this are input fields for "Username:" and "Password:". A blue "Log in" button is positioned below the password field. At the bottom, there are two links: "Forgot your username or password?" and "Don't have an account? Register as SCRS user".

If you forget your username or password, click on "[Forgot your username or password?](#)" to request a change of password or to recover your username.



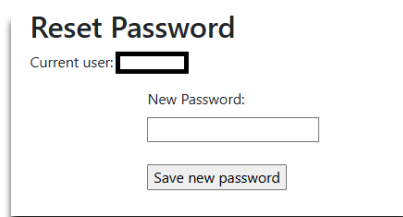
The "Restore Password" form has the title "Restore Password". It contains a label "Enter your Email:" followed by a text input field. Below the input field is a button labeled "Restore Password".

This will take you to "[Restore Password](#)", where you must enter the Email address used during the registration.

Once you have requested a password reset, you will receive an email indicating your Username. You must click on "[Password Reset](#)".



The email is titled "Password Reset" and is from "Password Reset <registro.iccat@gmail.com>". It includes a red warning banner that reads: "\*\*CORREO EXTERNO. Verifique remitente antes de abrir adjuntos o hacer clic sobre enlaces\*\*". The email body says "Hello [redacted]" and "We have received a request to reset your password. Please click the following link: [https://www.iccat.int/DocsComm/login/restablecer.php?token=\[redacted\]](https://www.iccat.int/DocsComm/login/restablecer.php?token=[redacted])". It ends with "Thank you!".



The "Reset Password" form has the title "Reset Password". It includes a label "Current user:" followed by a text input field. Below this is a label "New Password:" followed by a text input field. At the bottom is a button labeled "Save new password".

Once you have included a new password, click "[Save new password](#)". This will redirect you to the page: <https://www.iccat.int/DocsComm/loginscrs.php> where you will be able to use your modified Username and Password.