

Original: inglés

INFORMACIÓN RECIBIDA HASTA LA FECHA DE OTRAS OROP DE TÚNIDOS SOBRE SISTEMAS DE COMUNICACIÓN ON LINE

Durante la 24ª reunión ordinaria de la Comisión, se presentó una nota conceptual sobre un sistema ICCAT de comunicación on line (adjunta como **Apéndice 1**), y se acordó que durante el periodo intersesiones la Secretaría trabajaría con las CPC para recabar información sobre el posible desarrollo de una herramienta de comunicación on line para la presentación de la información requerida con arreglo a las medidas de conservación y ordenación de ICCAT. Como primer paso, la Secretaría se puso en contacto con las otras cuatro OROP de túnidos para solicitar cualquier información que pudieran facilitar sobre dichos sistemas, ya establecidos o que prevén establecer. A continuación se resumen las respuestas recibidas.

CCSBT

En la Secretaría de la CCSBT, el seguimiento de las presentaciones electrónicas por correo electrónico y la extracción de diferentes conjuntos de datos a partir de estas presentaciones es un trabajo al que se dedica mucho tiempo. Cualquier sistema que pueda contribuir a reducir las tareas manuales realizadas por la Secretaría y que se traduzca en una comunicación y comprobación de la presentación más eficiente para todas las partes (siempre y cuando no se resienta la integridad y calidad de los datos), sería un añadido útil a las herramientas que se utilizan actualmente en las diferentes OROP.

Con respecto a la pregunta específica de ICCAT:

- la CCSBT no dispone todavía de dicho sistema de comunicación basado en la web.

Sin embargo, la CCSBT ha incluido actualmente las siguientes cuestiones en su acción en su Plan de acción de cumplimiento:

8.3.1 b)

b) realización de un estudio para examinar sistemas/procesos para integrar mejor y/o mejorar la eficacia de la recopilación y gestión de los datos/información presentados de conformidad con las medidas del programa de documentación de capturas (CDS) de la CCSBT, del VMS y con las medidas sobre observadores y transbordo, centrándose especialmente en recopilar la información /datos en una sola acción y del modo más fiel posible a la fuente original. Intentar armonizar estos con los sistemas y procesos de otras OROP cuando sea posible.

Las opciones como la comunicación basada en la web podrían considerarse parte de este estudio. Los trabajos sobre esta cuestión se han pospuesto hasta 2017. Sin embargo, entretanto (y antes de octubre de 2016), los miembros acordaron que la Secretaría redactaría unos términos de referencia para un estudio con el fin de examinar sistemas y procesos para la recopilación y gestión de datos de la CCSBT y realizaría una estimación de costes indicativa para realizar el estudio. La CCSBT ha indicado que podrían compartir los resultados de este estudio con ICCAT cuando se haya completado, con posibles limitaciones relacionadas con la confidencialidad,

IATTC

La IATTC no dispone todavía de dicho sistema de comunicación basado en la web. Por el momento, la comunicación de datos basada en la web de la IATTC se limita al acceso a informes, documentos y bases de datos específicas. La IATTC se está centrando actualmente en convertir su página web actual en una plataforma más sencilla de utilizar, que permita a los miembros implementar un sistema de comunicación basado en la web si quieren y deciden que se haga así.

IOTC

La IOTC no dispone actualmente de dicho sistema, pero ha presentado una nota conceptual a ABNJ para el desarrollo de un sistema de este tipo para la IOTC. Se trataría de un desarrollo gradual y se requerirán otros proveedores fondos de otros para completar dicho sistema. En primer lugar, la IOTC quiere contratar un

experto (en el marco del ABNJ), para que desarrolle las especificaciones técnicas del sistema, posteriormente se pasaría a la fase de desarrollo, asignando prioridad a los requisitos de comunicación más exigentes, como el registro de buques autorizados, etc. La IOTC prevé implicar a los Miembros mediante jornadas de trabajo de validación, para que los miembros se familiaricen con el sistema y para crear los incentivos adecuados para que utilicen dicho sistema. La IOTC ha publicado una convocatoria de ofertas para que un experto informático realice este trabajo, estableciendo como fecha límite el 29 de febrero de 2016. La convocatoria se difundió públicamente y está disponible como **Anexo 1**.

WCPFC

La WCPFC no tiene formularios para sistemas de comunicación on line para lo que parece ser algunos, pero no todos, los aspectos presentados en su documento de trabajo.

En los últimos tres a cuatro años, los esfuerzos de la WCPFC se han centrado en el desarrollo e implementación de un sistema de comunicación on line que respalde:

1. La presentación de los informes anuales sobre la implementación de las medidas de conservación y ordenación (Parte 2 del informe anual), y
2. El proceso del informe anual sobre seguimiento del cumplimiento, que, empieza con la redacción por la Secretaría de un proyecto de informe de seguimiento del cumplimiento considerando las presentaciones de la parte 2 del informe anual, otras presentaciones de datos pertinentes y la información disponible para la Secretaría; después se incorporan los comentarios que realizan los CCM (es decir, CPC) durante todo el proceso (inicialmente como respuesta al proyecto preliminar de la Secretaría y después tras su consideración por parte de los Comités de Cumplimiento y Técnico - TCC); a continuación se incluyen los comentarios de la revisión y las recomendaciones de los TCC sobre el proyecto de informe y la posible decisión de la Comisión sobre el informe final de seguimiento de cumplimiento.

Estas herramientas de comunicación on line se albergan en una plataforma Microsoft Sharepoint, desarrollada y mantenida por la Secretaría, con el apoyo de prestatario de servicios informáticos Taz-E. Cada CCM tiene una clave de acceso específica del país, con una contraseña gestionada por la Secretaría.

La Secretaría actualiza y genera cada año la plantilla de la Parte 2 del Informe anual para abarcar todos los párrafos importantes de las medidas de conservación y ordenación aplicables en un año de comunicación, y proporciona a los CCM un mecanismo para comunicar las cuestiones relacionadas con el cumplimiento del año anterior. De conformidad con las decisiones acordadas por la Comisión cada año, se revisa y evalúa un conjunto de párrafos que deben quedar cubiertos por la parte 2 del informe anual con arreglo al programa de seguimiento de cumplimiento de la WCPFC. En un primer momento, ambos informes solo pueden ser consultados la CCM pertinente y la Secretaría y el proceso estipula que posteriormente se publiquen para que las CCM puedan consultar los informes de los demás pero no editarlos. El sistema on line también incluye mecanismos para que los CCM presenten respuestas, comentarios y documentos de apoyo on line e incluyan documentación adjunta. En el **Anexo 2** se incluye una breve guía para la versión de 2015 de la parte 2 del informe anual y del proyecto de informe del CMR.

Actualmente, la WCPFC no utiliza la comunicación on line para las presentaciones de datos estadísticos, y la Comisión está desarrollando actualmente normas provisionales para la comunicación electrónica de algunos datos estadísticos y alguna comunicación de información requerida con arreglo a las medidas de conservación y ordenación. Durante los dos últimos años, el CCM de pabellón responsable puede actualizar el registro de buques pesqueros utilizando los sistemas on line directamente.

Costes: Durante los dos últimos años, se han desarrollado iterativamente la comunicación anual de información online y los sistema de comunicación del seguimiento de cumplimiento y han podido dar respuesta a los cambios que la Comisión ha realizado en las medidas relacionadas con el programa de seguimiento de cumplimiento y en la comunicación anual de las medidas cada año. Los costes de desarrollo anuales incluyen una pequeña cantidad de la línea presupuestaria anual (aproximadamente 100.000 dólares estadounidenses), que la Secretaría utiliza para el apoyo regular a los sistemas de seguimiento del cumplimiento y desarrollo de sistemas de gestión de la información.

NOTA CONCEPTUAL SOBRE UN SISTEMA DE COMUNICACIÓN ONLINE DE ICCAT
(Documento presentado por Estados Unidos como COC-311/15 a la 24ª Reunión ordinaria de la Comisión)

Propósito y motivo

ICCAT ha adoptado un importante número de medidas que requieren que las CPC presenten datos e informes en diversos formatos y en diferentes plazos. Esta información se envía normalmente a través del correo electrónico a la dirección general (info@iccat.int). Esta práctica supone una carga importante para la Secretaría, que anualmente debe hacer un seguimiento de miles de correos electrónicos, y debe evaluar la información recibida e incorporarla a las bases de datos correctas para fines científicos y/o administrativos. Además, supone también una pesada carga para la Secretaría extraer la información de los numerosos archivos electrónicos con el fin de elaborar los informes y las comunicaciones requeridos, en particular los informes para respaldar el trabajo del Comité de Cumplimiento.

Un sistema de comunicación online en el sitio web de ICCAT podría proporcionar a las CPC un portal amplio y unificado para presentar la información. El sistema podría ayudar a las CPC proporcionando una herramienta de comunicación y ordenación en una "ventana única" para hacer un seguimiento de sus respectivos envíos y organizarlos. El sistema de comunicación online podría sustituir a la presentación por separado de los Informes anuales y, en la medida de lo posible, muchos otros envíos periódicos que se realizan a la Secretaría.

Dicho sistema podría solucionar el persistente problema de falta de comunicación y/o comunicación incompleta y tardía que genera mucho trabajo para la Secretaría y dificulta el funcionamiento eficaz del Comité de Cumplimiento. La información extraída por las CPC directamente del sistema de comunicación online podría sustituir a diversos informes y documentos que prepara ahora la Secretaría para apoyar al Comité de Cumplimiento. Además, estos extractos podrían ponerse a disposición de las CPC en cualquier momento y podrían facilitar la preparación preliminar para el Comité de Cumplimiento de manera más eficaz.

Posibles características del sistema

El sistema se basaría en una base de datos relacional que consistiría en elementos de comunicación individuales. Estos elementos de datos ya están, en gran medida, bien definidos (véanse las Directrices ICCAT para el envío de datos y la lista de requisitos de comunicación).

Una ventana "emergente" para cada elemento de comunicación contendría una breve descripción de su origen (medida de ICCAT) y su propósito, una explicación del requisito y las condiciones de su aplicabilidad, así como una indicación del formato y la fecha de presentación. Estos detalles ya están en su mayoría disponibles.

Se asignarían criterios de filtrado a cada elemento de comunicación para permitir las búsquedas de información específica en el sistema. Por ejemplo, podrían desarrollarse filtros que permitan la selección por:

- Recomendación(es)/Resolución(es) asociada(s).
- Especie asociada (BFT, SWO, ALB, etc.).
- Tema asociado (por ejemplo, observadores, buques, SCV).
- Periodo de comunicación (año) y fecha de presentación aplicable.
- Indicación de si el elemento contiene datos obsoletos o es un requisito activo.

Modo de operar

La autocomunicación de información basada en internet la realizarían los funcionarios autorizados de la CPC, como corresponsales administrativos o científicos. La Secretaría asignaría cuentas protegidas con contraseña y el sistema permitiría al usuario cambiar la contraseña.

Podría enviarse un recordatorio automático de correo electrónico a los funcionarios de las CPC designadas cuando un elemento de comunicación esté pendiente/retrasado.

El sistema registraría automáticamente la cuenta de la CPC que se está utilizando para introducir/modificar los datos y consignaría las fechas de la entrada original y la del cambio más reciente para dicho elemento de comunicación en cada ciclo anual.

El funcionario de la CPC adjuntaría los archivos formateados para que sean incorporados en las bases de datos respectivas por la Secretaría (por ejemplo, datos de Tarea I y de Tarea II y listas de buques). La Secretaría elaboraría una respuesta específica en los casos de presentaciones incorrectas/incompletas (el sistema consignaría la fecha del mensaje).

La Secretaría podría colgar mensajes para que las CPC implicadas respondan (por ejemplo, irregularidades en el VMS, informes de PNC de observadores, presentaciones relacionadas con la Rec. 08-09) con una notificación automática de correo electrónico de las solicitudes de la Secretaría a las CPC a nivel individual.

La Secretaría desarrollaría y publicaría un manual de usuario online y una herramienta de ayuda al usuario. El personal de la Secretaría desempeñaría el papel de administrador ayudando a los usuarios a introducir/modificar los registros cuando sea necesario.

Una herramienta de extracción permitiría a las CPC generar informes (en cualquier momento) en función de los criterios de filtrado seleccionados (fecha límite, especies asociadas, tema, CPC que han indicado que no es aplicable, etc.).

Beneficios

- Reducción de la carga de trabajo de la Secretaría en lo que concierne a la recopilación de información (presentaciones directas mediante un sistema de comunicación online en vez de recabar la información enviada en correos electrónicos).
- Formatos establecidos por el sistema y respuestas completas (por ejemplo, la comunicación de que una medida no es aplicable requiere una explicación).
- Acceso a extractos, lo que facilitaría la labor del Comité de Cumplimiento a la hora de evaluar la situación de cada CPC antes de la reunión; el sistema proporcionaría un registro histórico y en tiempo real de la situación de comunicación por medida, por área temática, etc.
- Fomento de la transparencia mediante el acceso a extractos (como búsquedas relacionadas con medidas de conservación y con la lista de buques autorizados).

Costes

- Desarrollo de la base de datos e interfaz del usuario.
- Guía del usuario online y herramientas de formación.
- Costes operativos y de mantenimiento.
- Desarrollo de nuevos elementos de comunicación cuando se adopten nuevas medidas.
- Desactivación de los elementos de comunicación obsoletos cuando las medidas se sustituyan/rescindan.



FOOD AND AGRICULTURE ORGANIZATION OF THE UNITED NATIONS

Terms of Reference for Consultant /PSA

Minimum number of years of relevant experience required: 1yr 5yrs 12+yrs

Name:			
Job Title:	IT Expert		
Division/Department:	FIDT		
Programme/Project Number:	Indian Ocean Tuna Commission		
Location:	TBD		
Expected Start Date of Assignment:	March 2016	Duration:	41 days
Reports to:	<i>Name</i>	Title:	

GENERAL DESCRIPTION OF TASK(S) AND OBJECTIVES TO BE ACHIEVED

Drafting of the “cahier des charges” for the development of integrated monitoring and reporting information system (e-MARIS) for IOTC CPCs

Background

The Indian Ocean Tuna Commission is an intergovernmental organisation established under article XIV of the FAO constitution. The IOTC agreement was concluded in 1993 and entered in force in 1996. The IOTC is mandated to manage tuna and tuna-like species in the Indian Ocean and adjacent seas, with the primary objective the conservation and optimum utilisation of the stocks for long term sustainability.

Since 1998, the members of the IOTC have dedicated most of their effort to the scientific component of fisheries management to manage the tuna and tuna-like resources. Since 2008, more emphasis has been dedicated to the compliance component of this tuna RFMO. A Compliance Committee was set up to assess and review all compliance aspects related to the implementation of the IOTC Conservation and Management Measures and provide support to Contracting and Cooperating Parties (CPCs) in the implementation of Monitoring, Control and Surveillance (MCS) tools adopted by the IOTC Members (IUU vessel lists, authorised & active vessels list, documents on board, marking of fishing vessels and gears, Vessel Monitoring System, fishing logbooks, regional observers scheme, transshipments programme, catch certification/trade documentation schemes).

Since 2010, the compliance assessment process has changed and is now based on a country approach, where compliance is assessed by country. For the implementing year 2014, there were 71 reporting requirements derived from the IOTC Resolutions (25 Resolutions and the Agreement) on which the CPCs have to provide information, data and reports. At present, the reporting of data and information is primarily made by CPCs via email, by the submission of reports, forms or template reports developed by the Secretariat.

Global project presentation

- Phase 1 - Draft the Terms of Reference (Cahier des charges) to be used for the design and implementation of an integrated monitoring and reporting information system for IOTC CPCs (over a period of 2 months) after a thorough assessment of the current state of the art and in close consultation with the relevant CPCs as identified by the Secretariat.
- Phase 2 – Development of the application according to the Terms of Reference (Cahier des charges) to be used for the development of an integrated monitoring and reporting information system for IOTC CPCs (implemented by phase over a period of 2 to 6 years).
- Phase 3 – Technical assistance to IOTC secretariat (implemented over a period of 1 to 2 years).

Detailed information for all the envisaged tasks for these three phases are in the complementing document attached to the present TORs.

Scope of the assignment

The purpose of the assignment is to draft the Terms of Reference (Cahier des charges) to be used for the functional analysis, design and development of an integrated monitoring and reporting information system for IOTC CPCs to support and facilitate the reporting of data and information required by the IOTC Resolutions. **It corresponds to Phase 1 of the project only.**

Expected outputs/delivery of the consultancy

This consultancy work is divided into three components.

Component 1 – Briefing at the IOTC Secretariat to review the reporting requirements (4 wd);

i. Inception activities and document analysis:

- Briefing by IOTC Secretariat to discuss project objectives and agree with the IOTC on the methodology and the work plan for the assignment;
- Collect all relevant background information and documents;
- Assess the existing information, data management systems and procedures in place at IOTC for a seamless and flexible integration of current IOTC databases within the new application;
- Assess the existing information, data management system in other RFMOs related to web-based application for reporting purposes;
- Prepare briefing report,

Component 2 – Drafting of the detailed requirements (usage scenario and use-cases) and elaboration of the functional and technical specifications for the system and processes, taking into account the expectations of the IOTC resolutions (21 working days);

i. Preliminary draft of the system design and of its relevant processes and data workflows, both on the functional and on technical side, including :

- Preparation of the required terms of reference, (technical and functional specifications - cahier des charges),

Component 3 – Finalizing the draft ToR (2 days) following IOTC Secretariat comments and feedback.

Component 4 – Following the delivery of the draft ToR , the IOTC Secretariat shall organise a consultation and validation workshop where the resulting draft ToR will be presented, discussed and validated by CPCs. The consultant shall participate to the consultation / validation workshop (4 days participation and 5 days preparation works).

i. Regional consultation / validation workshop (4 days):

- Prepare a draft mock up application to be presented to the IOTC CPCs at the regional consultation / validation workshop,
- Prepare the workshop documents / material in close cooperation with the IOTC Secretariat (agenda, PowerPoint presentations, technical specifications of the system and others documents, as required),
- Prepare the workshop report including corrective actions and recommendations from CPCs concerning the technical specifications of the system.

Profile of the expert

Qualifications and skills of the IT expert(s):

Previous experience in the functional analysis and architectural design of comparable systems (remotely accessible, web-based applications with integrated and customizable business processes workflows). The selected expert(s) should be able to demonstrate a successful history of complex application design, preferably in the field of fisheries. The use of industry-validated, simple and robust technologies will be promoted, as well as open-source, free solutions rather than closed-source, proprietary solutions, unless already in use at the IOTC Secretariat.

Essential Requirements

- Graduate qualifications in information technology / management or other qualifications relevant to the demands of the assignment;
- Minimum eight years of experience in the field of information technology including activities such as functional analysis and requirement collection for complex client / server systems, design and implementation of web-based applications, relational database design and performance tuning, open source technologies and knowledge of multiple modern programming languages, front-end technologies and software engineering paradigms;
- Experience in strategic leadership and management of information and technology services including planning, performance, strategy development and policy frameworks;
- Excellent communication, interpersonal, relationship building and customer service skills;
- High level of proficiency in written and spoken English and French.

Desirable

- Prior experience working in the Indian Ocean region and / or developing countries;
- Knowledge and experience (or capability to rapidly acquire) of the application of information systems and services to fisheries management.

Technical Supervisor

The technical supervisors of the IT expert will be professional staff of the Secretariat of the Indian Ocean Tuna Commission.

Place and calendar

The activity is expected to start in March/April 2016 and shall be completed by August 2016. The implementation calendar will be defined following consultation between the IOTC Secretariat and the IT expert during the inception meeting at IOTC Secretariat. The indicative number of working days by sub-component is:

Indicative activity	No of working day
Component 1 - Briefing at the IOTC Secretariat to review the reporting requirements.	
Component 1	6
Component 2 - Drafting of the detailed requirements and elaboration of the technical specifications for the system/application.	
Component 2	21
Component 3 – Consultant to finalise the draft ToR following IOTC Secretariat comments on the draft ToR.	
Component 3	5
Component 4 – Consultation/validation workshop.	
Preparation.	5
Delivery/participation.	4

Component 4	9
Total working days	41

Reports

Reporting language: preferably English, or French.

- Organisation of content
 - Executive summary of no more than a half page
 - Index to numbered pages
 - Main text
 - Conclusions and Recommendations
 - Annexes:
 - ✓ These Terms of Reference
 - ✓ List of persons met
 - ✓ Other as required.
- MS Word Style for reports
 - Paper size A4, with all margins at 2 cm.
 - Normal style is language English; font Arial 12; text left aligned and single spaced with 6pt spacing after paragraphs with widows and orphans control.
 - Heading 1 style is Normal style with bold font size 14 all capitals; spaced with 12 pt before and 3 pt after with keep with next, numbered 1, 2, 3 etc
 - Heading 2 style is Normal style with bold font; spaced with 6 pt before and 6 pt after with keep with next, numbered 1.1, 1.2 etc
 - Heading 3 style is Normal style underlined, spaced 3 pt before and 6pt after with keep with next, numbered 1.1.1, 1.1.2 etc.
 - In the unlikely event of a need for additional headings, base these upon normal style with bold or italics with no numbering and vary the alignment.
 - Please use tables and plain bullets rather than text separated by tab marks.
- Delivery of report for each activity
 - 15 days after activity completion by email in MS Word format.
- Distribution of report
 - ABNJ, CPCs and IOTC Secretariat.

Beneficiary Countries

IOTC CPCs shall be involved in the project.

Risks

The main risk of this assignment is that the e-MARIS will imply a set of actions to be carried out and new procedures to be put in place that CPCs will not be able or willing to implement, due, for example, to lack of human resources. Another risk is related to the technological capacity of each CPC, especially in terms of Internet access. Therefore, the expert(s) will take into account the real capacity (both in terms of human resources and of IT infrastructure) of IOTC CPCs and will follow a participatory approach during the planning, development and implementation of the whole assignment (consultation workshop / regional training course).

For any enquiries: please contact secretariat@iotc.org

How to apply

To apply: please submit the following:

- ✓ Report describing the experience of the expert(s) and how it responds to the objective of the assignment and the ToR, as well as the description of the methodology to be proposed in line with the activities describe in the ToR – Maximum 2 pages,
- ✓ Financial offer taking into account the indicative number of working days by phase and the following requirements:
 - Component 1: Fees (6 days),
 - Component 2: Fees (21 days),
 - Component 3: Fees (5 days),
 - Component 4: Fees (9 days).
- ✓ A copy of current Curriculum Vitae of the expert(s).

Any travel(s) expenses related to the work as mentioned in the ToR will be paid under the ABNJ/IOTC budget according to FAO rules.

Email your application to secretariat@iotc.org with heading: E-MARIS - IT EXPERT 2016

Deadline for application is 29 February 2016.

Annex

e-MARIS global project presentation.

KEY PERFORMANCE INDICATORS

Expected Outputs:	Required Completion Date:
Indicative activity	No of working day
Component 1 - Briefing at the IOTC Secretariat to review the reporting requirements.	
Component 1	6
Component 2 - Drafting of the detailed requirements and elaboration of the technical specifications for the system/application.	End March 2016
Component 2	21
Component 3 – Consultant to finalise the draft ToR following IOTC Secretariat comments on the draft ToR.	End May 2016
Component 3	5
Component 4 – Consultation/validation workshop.	
Preparation.	5
Delivery/participation.	4
Component 4	9
	End August 2016
	41

The phase 1 of the project is financially supported by Areas Beyond National Jurisdiction Program (ABNJ)



Online CMR and Potential Issues (2014) – QUICK GUIDE

V1.0 (updated July 2015)

Table of Contents

Section 1	Connecting Online.....	2
Section 2	Viewing draft Compliance Monitoring Report (dCMR).....	3
Section 3	Viewing ‘CMR Potential Issues’ and providing Additional Information.....	5

Section 1 Connecting Online

- Connection to the WCPFC Intranet is required and following these steps will do that:
 - Connect PC computer to the internet
 - Open your favorite browser such as Internet Explorer, Chrome, Safari or Firefox.
 - Enter <https://intra.wcpfc.int>
 - You will be asked to log on to the WCPFC “Application and Network Access Portal”. Please use your cmr login information (username and password to login), as shown below. Remember that **wcpfc** is required for the Username:

The screenshot shows the 'Application and Network Access Portal' login interface. It includes a 'Log On' section with the following fields: 'User name:' containing 'wcpfc\cmr', 'Password:' with masked characters, 'Authenticate using:' set to 'pnidc1.wcpfc.local', and 'Language:' set to 'English (en-US)'. A 'Log On' button is positioned below these fields. At the bottom, there is a disclaimer: 'This site is intended for authorized users only. If you experience access problems contact the [site administrator](#).' and a copyright notice: '© 2010 Microsoft Corporation. All rights reserved. [Terms and Conditions](#)'.

- Successful login takes you to the **WCPFC Intranet Home Page**. On the right-hand side of the screen you will find the heading **Compliance Monitoring Scheme** (see red circle). There are six (6) lists/parts that make up this year’s Annual Report Part 2 and Compliance Monitoring Report:
 - Addressing CMR-2013 Issues
 - Annual Reports Part 2 (2014)
 - MTU Audit Inspections
 - 01-July-2015 Reporting Deadline Checklist
 - Compliance Monitoring Reports (2014)
 - CMR Potential Issues (2014)

The screenshot displays the WCPFC Intranet Home Page. The header includes the WCPFC logo and navigation menus for 'CORPORATE DATA', 'REFERENCE LISTS', 'CMS CURRENT', 'CMS ARCHIVE', and 'DOCUMENT LIBRARIES'. A search bar is located in the top right. The main content area features a 'Corporate Applications' grid with icons for 'Tasks (Compliance Group)', 'Record of Fishing Vessels', 'Observer Trips', 'TropicBird Business Intelligence', 'TS Transshipment', 'CD Catch Discards', 'EE Zone Entry/Exit', and 'CE Compliance Events'. On the right side, a red circle highlights the 'Compliance Monitoring Scheme' section, which lists: 'Addressing CMR-2013 Issues', 'Annual Reports Part 2 (2014)', 'MTU Audit Inspections', '01-July-2015 Reporting Deadline Checklist', 'Compliance Monitoring Reports (2014)', and 'CMR Potential Issues (2014)'. Below this, there are sections for 'Managing RFV On-line' and 'External Links'.

Section 2 Viewing draft Compliance Monitoring Report (dCMR)

Each CCMs can view only its own draft Compliance Monitoring Report. Use the following procedure to view the report:

- From the **WCPFC Intranet Home Page**, click on **Compliance Monitoring Report (2014)** link, it will take you to the page which displays the report. The first view that you will see is the 'Group by Section' view which displays the report grouped into seven sections that comprise the CMR:

The screenshot shows the WCPFC Intranet interface. At the top, there is a navigation bar with 'WCPFC Intranet' and several dropdown menus: 'CORPORATE DATA', 'REFERENCE LISTS', 'CMS CURRENT', 'CMS ARCHIVE', and 'DOCUMENT LIBRARIES'. Below this is the main content area titled 'Compliance Monitoring Report - 2014'. It features a '+ new item' button and a 'Group By Section' view. A search bar and 'SAVE THIS VIEW' button are also present. The report is organized into seven sections, each with a dropdown arrow and a count in parentheses:

- CMR Section : (i) Catch and effort limits for target species (21)
- CMR Section : (ii) Catch and effort reporting for target species (13)
- CMR Section : (iv) Spatial and temporal closures and restrictions on the use of FADs (3)
- CMR Section : (v) Authorizations to fish and RFV, Observer, VMS coverage and HSBI Scheme (31)
- CMR Section : (vi) Provision of Scientific Data (6)
- CMR Section : (vii) Submission of AR Part 2 and compliance with other reporting deadlines (33)

- You can expand each section further to get to individual CMM's (obligations):

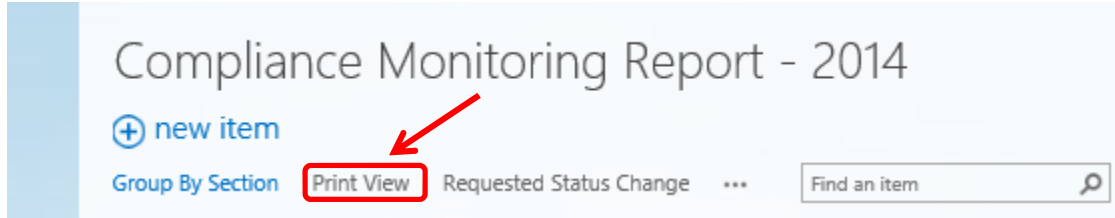
This screenshot shows the same 'Compliance Monitoring Report - 2014' page, but with the first section expanded. The section is titled 'CMR Section : (i) Catch and effort limits for target species (21)'. Below this, there is a sub-section 'CMM : CMM 2009-03 (3)'. This sub-section contains three items, each with a document icon, a description, and two codes:

Description	Code 1	Code 2
(i) Catch and effort limits for target species	CMM 2009-03 01	CMM 2009-03
(i) Catch and effort limits for target species	CMM 2009-03 02	CMM 2009-03
(i) Catch and effort limits for target species	CMM 2009-03 03	CMM 2009-03

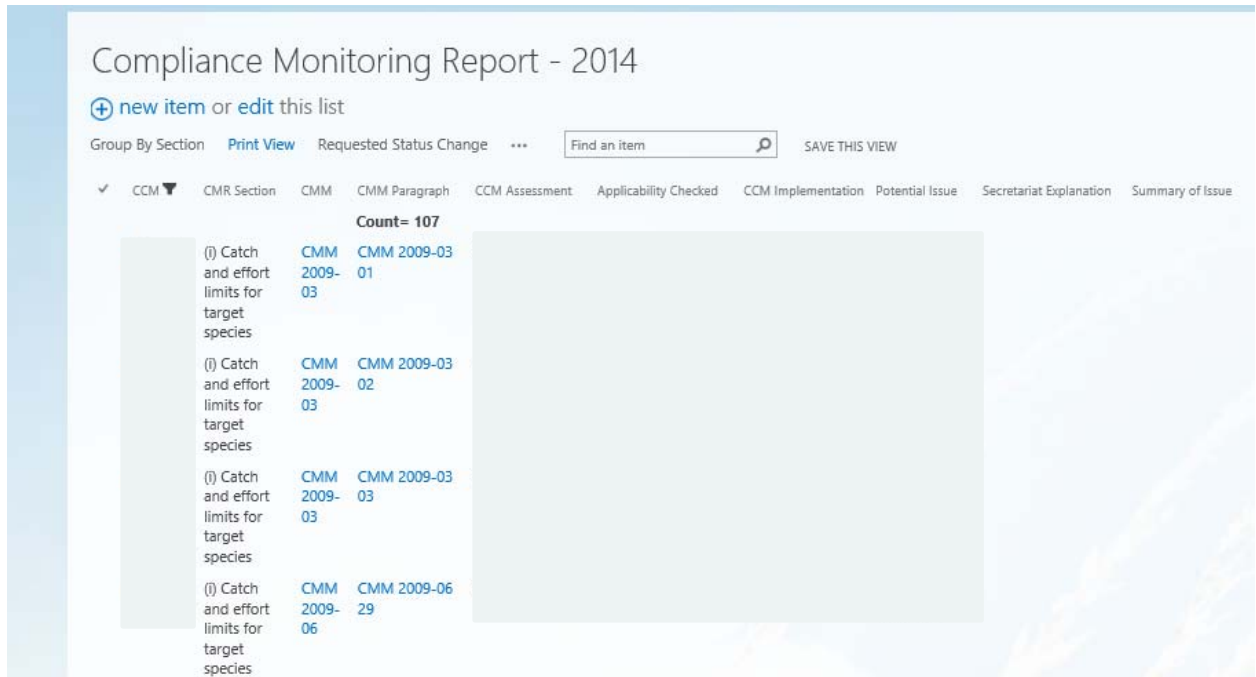
Below the expanded section, there is a link to 'CMM : CMM 2009-06 (2)'.

Quick Guide for CMR and Potential Issues (2014) online facility

- You can also change the view by clicking on 'Print View' button:



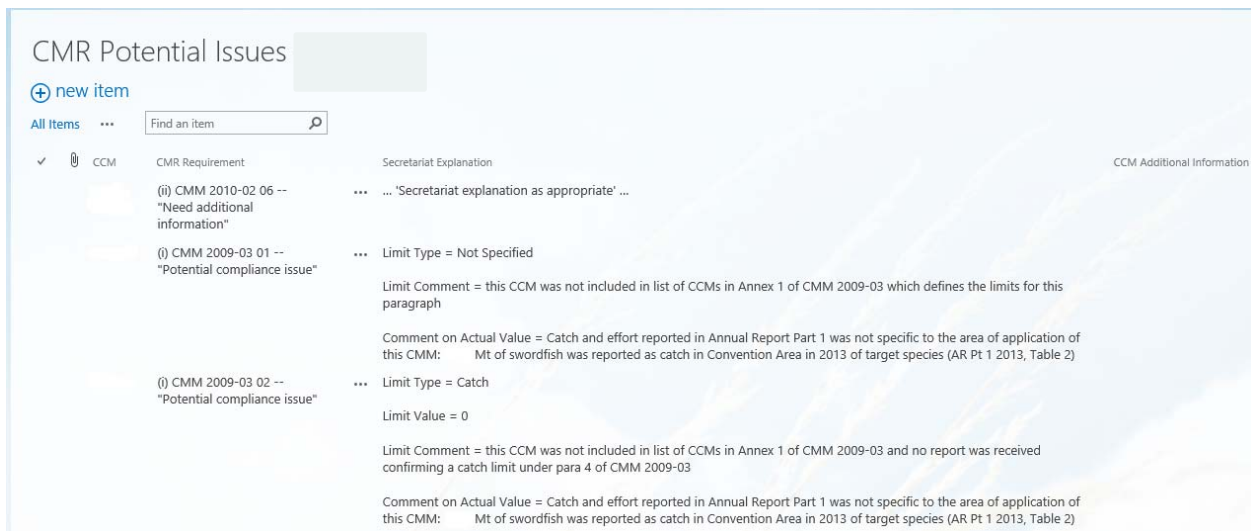
- In 'Print View' all CMR sections are already expanded and you can view and scroll through records that represent individual CMM's (obligations)



Section 3 Viewing 'CMR Potential Issues' and providing Additional Information

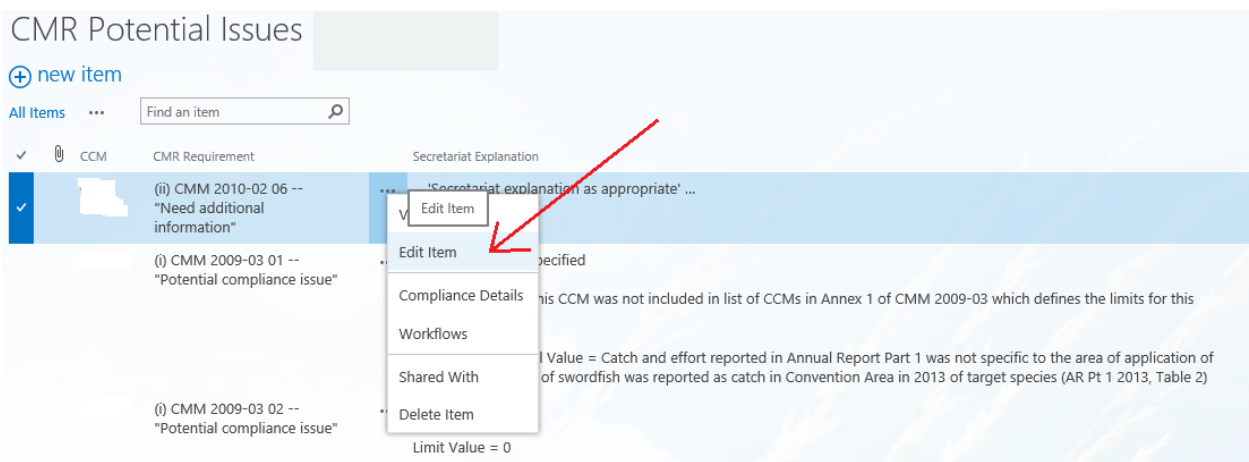
Applicability: Each CCM whose draft Compliance Monitoring Report has one or more 'potential issues' identified can view these potential issues and provide additional information using the online interface.

- From the **WCPFC Intranet Home Page**, click on **CMR Potential Issues (2014)** link, it will take you to the page showing the list of potential issues. You will be able to see and to provide additional information only for your own potential issues (in other words, you have no access to other CCM's potential issues):



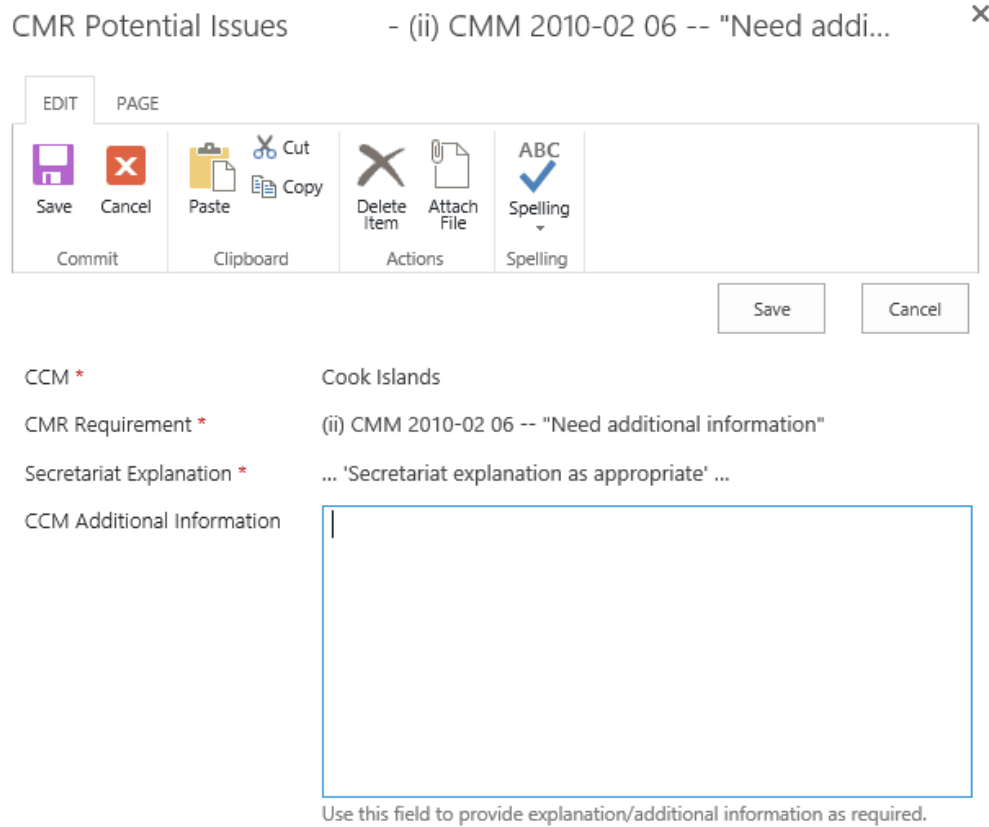
In order to provide Additional Information for a particular CMM where potential issue was identified, follow the procedure below.

- Click on the three dots (...) next to the CMR Requirement column for the CCM you wish to provide additional information; then click on **Edit Item**, as shown below



Quick Guide for CMR and Potential Issues (2014) online facility

- A pop-up form will open, as shown below:



- On the above form, there is a field named 'CCM Additional Information'. Use this field to provide any information as applicable relevant to this particular CCM ('CMR Requirement').
- Once you have entered additional information, click on **Save** button to save the record. You will see that the information you provided is now inserted as appropriate:

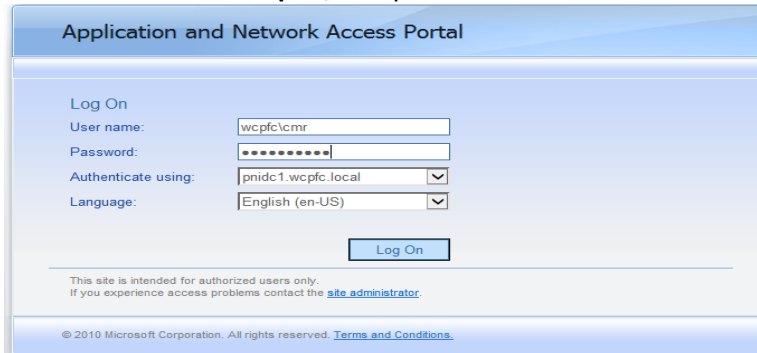


- If needed, you can change and/or amend information already entered simply by following the above procedure (i.e. click on three dots first, then click 'Edit', etc.)
- **ONCE COMPLETE PLEASE ADVISE THE SECRETARIAT THAT CCMs REPLY TO DCMR CAN BE TAKEN AS COMPLETE (THERE IS NO SUBMIT BUTTON).**

ONLINE ANNUAL REPORT PART 2 (2014) ACCESS – QUICK GUIDE v1.1

Connecting Online

- Connection to the WCPFC is required and following these steps will do that:
 - Connect PC computer to the internet
 - Open your favorite browser such as Internet Explorer, Chrome, Safari or Firefox.
 - Enter <https://intra.wcpfc.int>
 - You will be asked to log on to the WCPFC “Application and Network Access Portal”. Please use your cmr login information (username and password to login), as shown below. Remember that **wcpfc** is required for the Username.



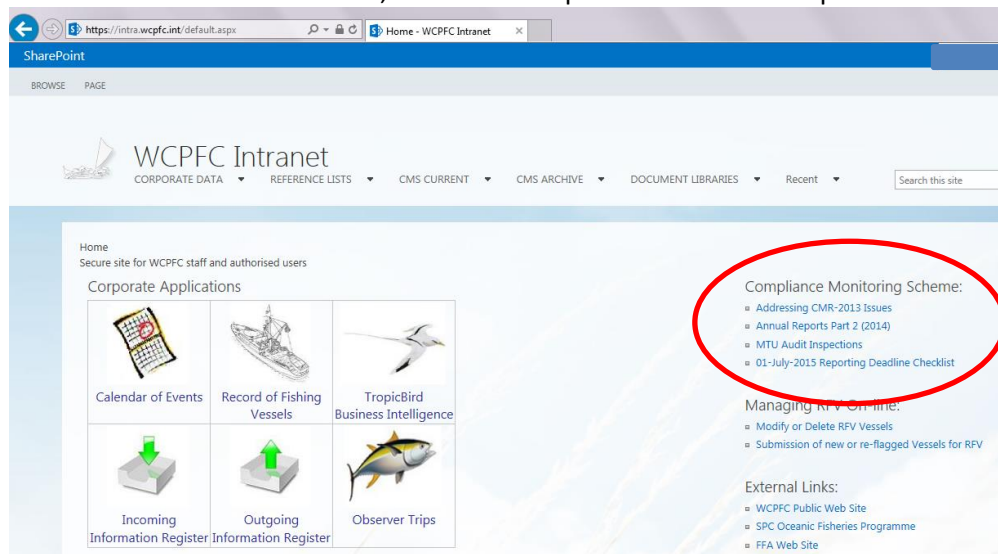
The screenshot shows the 'Application and Network Access Portal' login interface. It includes a 'Log On' section with the following fields:

- User name: wcpfc\cmr
- Password: [masked]
- Authenticate using: pnidc1.wcpfc.local
- Language: English (en-US)

A 'Log On' button is located below the fields. At the bottom, there is a disclaimer: 'This site is intended for authorized users only. If you experience access problems contact the [site administrator](#). © 2010 Microsoft Corporation. All rights reserved. [Terms and Conditions](#).'

- Successful login takes you to the **WCPFC INTRANET Home Page**. On the right side of the screen, below the WCPFC logo, you will find the heading **Compliance Monitoring Scheme** (see red circle). There are four (4) lists/parts that makes up this year’s Annual Report Part 2 online report:
 - Addressing CMR-2013 Issues
 - Annual Reports Part 2 (2014)
 - MTU Audit Inspections
 - 01-July-2015 Reporting Deadline Checklist

You should click on the title of the list, to access that part of the Annual Report Part 2.



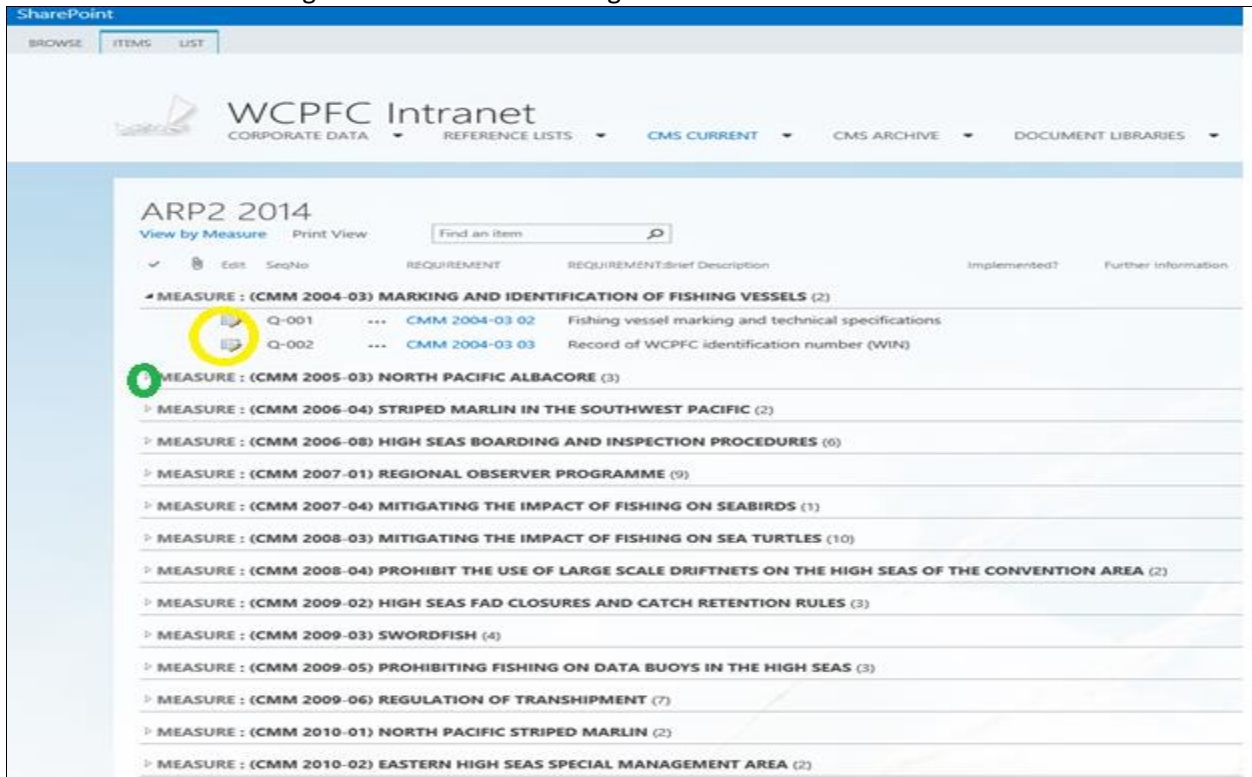
The screenshot shows the WCPFC Intranet Home Page. The page title is 'WCPFC Intranet' and the URL is 'https://intra.wcpfc.int/default.aspx'. The page features a navigation menu with options like 'CORPORATE DATA', 'REFERENCE LISTS', 'CMS CURRENT', 'CMS ARCHIVE', and 'DOCUMENT LIBRARIES'. The main content area is titled 'Corporate Applications' and includes several tiles: 'Calendar of Events', 'Record of Fishing Vessels', 'TropicBird Business Intelligence', 'Incoming Information Register', 'Outgoing Information Register', and 'Observer Trips'. On the right side, there is a section titled 'Compliance Monitoring Scheme:' which is circled in red. This section lists four items: 'Addressing CMR-2013 Issues', 'Annual Reports Part 2 (2014)', 'MTU Audit Inspections', and '01-July-2015 Reporting Deadline Checklist'. Below this, there are sections for 'Managing RFV On-line' and 'External Links'.


- Guidance for completing each of the four sections is provided on the next pages.

Explanatory notes Part 1: Annual Reports Part 2 (2014)

Applicability: ALL CCMs that are submitting an Annual Report Part 2 to the Commission should complete this section.

- From the **WCPFC INTRANET Home Page**, click on **Annual Reports Part 2 (2014)** link, it will take you to the *ARP2 2014* home page (screen shot below). Each of the “Measures” that is covered by this year’s Annual Report Part 2 are listed on this page.
- There are a number of questions under each CMM / Measure. Click on the **plus sign (+)** (see circle in green below) next to each CMM, this will expand the questions to be answered, below each CMM/ Measure heading. For example there are two questions for CMM 2004-03 Vessel and Gear Marking Conservation and Management Measure.



- To answer each question, click on the **Edit icon** () next to the question number (see yellow circle). This will take you to a screen that will enable you to your answer that particular question (such as the screen shot below).
- At the bottom of each question, the Secretariat has some provided “Notes and Suggested Guidelines” to assist CCMs with completing their report.
- All the “ **Implemented?** ” questions (choice of “YES” “NO” N/A” in this list should be completed by ALL CCMs.

ARP2 2014 - Q-001

EDIT PAGE

Save Cancel Paste Copy Attach File Spelling

Commit Clipboard Actions Spelling

Save Cancel

CCM

SeqNo Q-001

MEASURE (CMM 2004-03) MARKING AND IDENTIFICATION OF FISHING VESSELS

REQUIREMENT [CMM 2004-03 02](#)
Paragraph(s) within CMM or other decision of the Commission which defines the requirement/obligation

Implemented? *

YES
 NO
 N/A

Is this requirement fully implemented or not

Further Information

Notes and Suggested Guidelines Any additional information / details regarding implementation of fishing vessel marking and technical specification requirements

Created at 3/7/2015 6:08 PM by [redacted] (CMR)
Last modified at 3/7/2015 6:08 PM by [redacted] WCPFC system

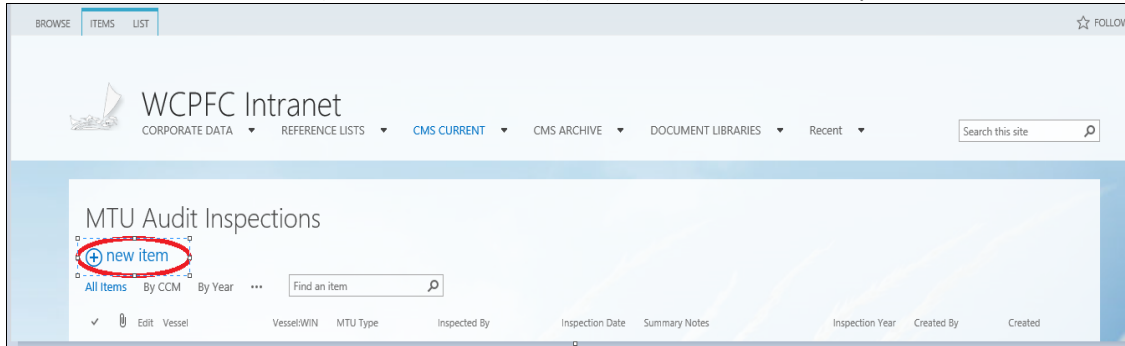
Save Cancel

- Click on **Attach File** at the top of the screen, to include a MSword, pdf or MS Excel document.
- Click on **Save** at the bottom of the screen, to save your answer for that question and this will take you back to the Annual Report Part 2 (2014) home page.

Explanatory notes Part 2: MTU Audit Inspections

Applicability: This list is relevant to CMM 2011-02 9a VMS SSPs 7.2.2 (Annual Report 2014 Q-068) and CMM 2011-02 9a VMS SSPs 7.2.4 (Annual Report 2014 Q-069). ALL CCMs that have answered “YES” to either of these questions should complete this section.

- From the **WCPFC INTRANET Home Page**, click on **MTU Audit Inspections** link, it will take you to *MTU Audit Inspections* page shown below.
- Click on **Add new item** (circle in red above) to add details of MTU inspections undertaken



- The below box will appear, and CCMs can complete the details in this box as applicable. Note the “name of the vessel” should be as the vessel currently appears in the WCPFC Record of Fishing Vessels.

A screenshot of the "MTU Audit Inspections - New Item" form. The form has a title bar with "MTU Audit Inspections - New Item" and a close button. Below the title bar, there is an "EDIT" tab and a toolbar with icons for "Save", "Cancel", "Paste", "Copy", "Attach File", and "Spelling". The form fields are: "Vessel" with a dropdown menu showing "#4, [29779]"; "MTU Type" with a dropdown menu showing "Anritsu, RSS405A [Inmarsat C]"; "Inspected By" with a text input field; "Inspection Date" with a text input field and a calendar icon; and "Summary Notes" with a text input field. At the bottom right, there are "Save" and "Cancel" buttons.

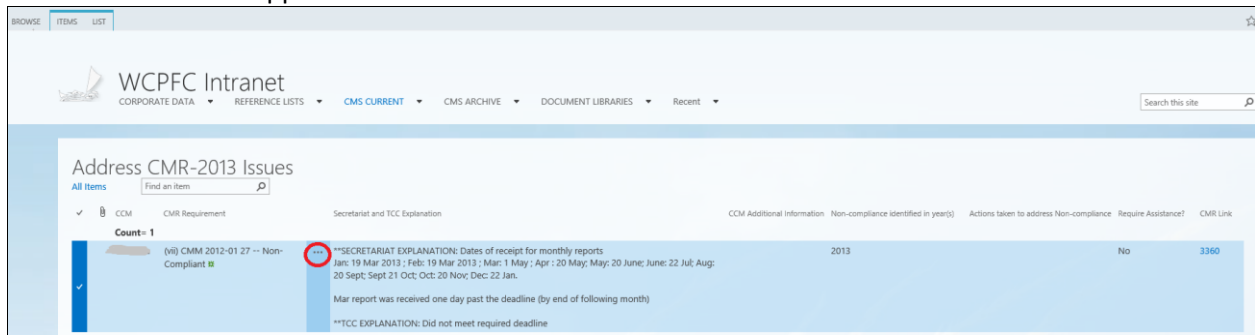
- Click on **Attach File** at the top of the screen, to include a MSword, pdf or MS Excel document.
- Click on **Save** to save your answer for that question and takes you back to the MTU Audit Inspections page.

Explanatory notes Part 3: Addressing CMR Issues

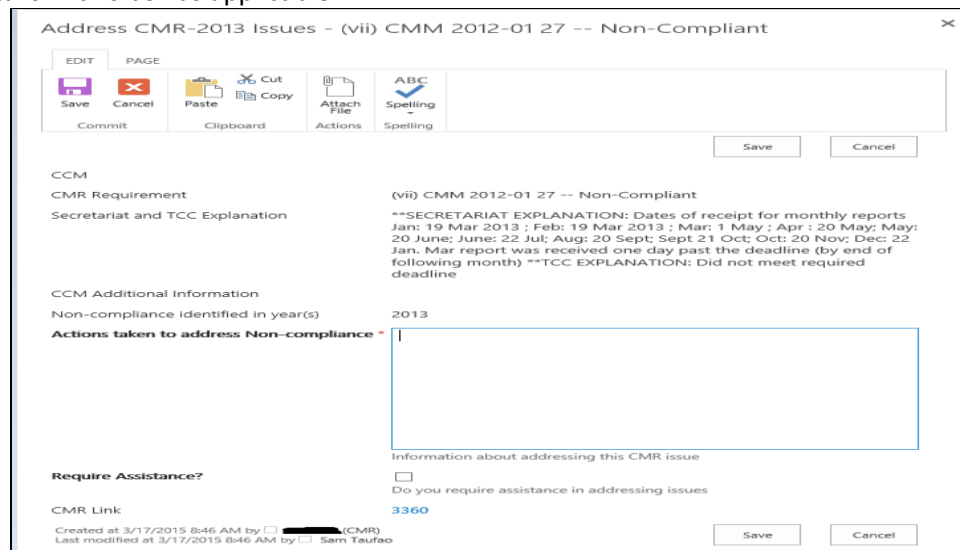
Applicability: This list is relevant to only those CCMs who had a score of “Non-Compliant” or “Priority Non-Compliant” in the Final CMR Report adopted by WCPFC11. These CCMs should answer “YES” to CMM 2014-07 22 (Annual Report 2014 Q-138). CMM 2014-07 paragraph 22 says “CCM shall include, in its Part 2 Annual Report, any actions it has taken to address non-compliance identified in the CMR from previous years.”

Note CCMs who had a score of “Compliant” in the Final CMR Report adopted by WCPFC11, do not need to access this list.

- From the **WCPFC INTRANET Home Page**, click on “**Addressing CMR Issues**” link. This will take you to *Addressing CMR Issues* page, and there you will find a list of the WCPFC11 agreed “compliance issues”. This list will be specific to each CCM and contain a row for each of the CMM paragraphs that the CCM was assessed by WCPFC11 to have compliance issues (a score of Non-Compliant” or “Priority Non-Compliant”).
- To report on actions taken to address each compliance issue, click on the three dots next to the Secretariat and TCC Explanation column (an example is shown in the circle in red below). A drop down menu will appear. Click on Edit.



- A box similar to the one shown below will appear for each compliance issue. CCMs can complete the details in this box as applicable.



- Click on **Attach File** at the top of the screen, to include a MSword, pdf or MS Excel document.
- Click on **Save** to save your answer for that question and takes you back to the Addressing CMR issues page.

Explanatory notes Part 4: 01-July-2015 Reporting Deadline Checklist

Applicability: ALL CCMs that are submitting an Annual Report Part 2 to the Commission should complete this section.

- From the **WCPFC INTRANET Home Page**, click on “**01-July-2015 Reporting Deadline Checklist**” link. This will take you to the *01-July-2015 Reporting Deadline Checklist* home page (screen shot below).
- This checklist is designed as a tool to allow CCMs to confirm to the Secretariat that they have completed one or more of the relevant annual reporting online lists for Annual Report Part 2, which are due to be submitted on **Wednesday July 1, 2015**.
- The checklist is also intended to be a friendly reminder about the CMM 2013-10 paragraph 9 reporting requirement (*Fished/Did Not Fish report*) which is also due on 1 July 2015, and which is an important report for draft CMR reviews.

01-July-2015 Reporting Deadline Checklist

Save Cancel

CCM *

Address CMR Issues Completed? * NO
 YES
 N/A

MTU Audit Inspections Completed? * NO
 YES
 N/A

Fished/Did Not Fish Report Submitted? * NO
 YES
 N/A

Submit ARP2 to the Commission? * DRAFT - Do NOT Submit
 COMPLETED - Submit

Comment

Any comment by CCM (optional)

Created at 3/18/2015 2:36 PM by [] (CMR)
Last modified at 3/18/2015 2:36 PM by [] WCPFC system

Save Cancel